

HAY & FORAGE EQUIPMENT



A complete offering of grass equipment.

New Holland offers a full range of equipment for your hay and foraging operations. The range which includes mower, tedders and rakes has been designed to deliver efficient and productive operation. The wide range of mowers, encompassing front and rear mounted versions together with lateral and central pull trailed variants means you will find the ideal mower for you. Mounted and trailed tedders and both side and central delivery rakes complete the line-up.





State-of-the-art manufacturing

New Holland's advanced and modern manufacturing centre in Kutno, Poland, is a Centre of Excellence for hay and forage equipment, with design, testing and manufacture all centred in this plant. Following key manufacturing principles, rigorous manufacturing and quality standards are upheld by a committed workforce, to deliver outstanding quality, durability and reliability.



A history of excellence


The New Holland brand has become synonymous with hay and forage excellence, an unbroken bloodline which stretches back more than a century. It is fair to say, New Holland has changed the face of agriculture in this area with revolutionary breakthroughs including the first self-tying pickup baler in 1940, advances in mower technology with the first Haybine® mower conditioner in 1964 and its first self-propelled forage harvester in 1961, are all testament to an insatiable desire to move hay and forage activities forwards.



A wide range of mowers.

New Holland has developed a range of disc mowers to respond to farmers' individual needs. Customers can select the mower which is right for their crop, their fields and their budget.





Durable cutterbar technology

The cutterbar is really at the heart of the mower. All models benefit from the cutterbar's low profile design, which has a perfectly smooth underside and a large bearing surface which guarantees low ground pressure, thereby protecting both the field and the crop during mowing for quicker regrowth. Furthermore, the low profile design means that the crop can be cut to a 40mm stubble height, harvesting more of your crop.

Ease of use

The cutterbar's blades can be quickly and easily changed with a dedicated tool. Servicing is easy too, thanks to 'on top' serviceability. The bearing hubs can be easily and quickly dismantled for rapid servicing access.



A choice of conditioners

Customers can choose from three different conditioner configurations:

- **PE Finger available on all models** – these flexible Polyethylene fingers are highly flexible, light and require minimal maintenance. Ideal for those producing cattle fodder, if a finger is lost in the crop it will not harm livestock or a forage harvester
- **Steel Flail available on DiscCutter™ L and DiscCutter™ C Models** – durable and strong, the steel flail conditioner is ideal when working in stony or sandy ground, as it will resist stone shocks and has been design to withstand extreme wear
- **Rubber roller available on DiscCutter™ L and DiscCutter™ C Models** – has been designed with delicate crops in mind, such as alfalfa and clover. Thanks to the gentle conditioning action, fodder value is maintained



Tailored conditioning

Dependent on the crop, its moisture content and ultimate usage, the degree of conditioning can be quickly and easily adjusted from one single handle.



Ideal swath formation

Thanks to the higher driving speeds, made possible by the 85% conditioning width, better shaped swaths are formed, leading to more efficient overall operation – ideal when the mower is being directly followed by a baler or forage harvester.



TopDry™ feature

This impressive feature, available on DiscCutter™, DiscCutter™ L and DiscCutter™ C models fitted with PE fingers or Steel Flail conditioners, enables the wide spreading of crop – over 85% of the cutting width. It delivers a higher degree of conditioning, by actively forcing the crop into the conditioner. The wider swath exposes more of the crop to the air to minimise drying time – ideal when working unsuitable weather conditions. The degree of top drying can be adjusted with one handle.

DiscCutter™ F and DuraDisc™ F front mounted disc mowers.

The New Holland range of front mounted disc mowers are available in two distinct variants. The DiscCutter™ F is a high performance mower conditioner, available in 3.11 and 3.52 metre options, and features advanced contour flotation technology, enabling it to follow the ground accurately for even mowing performance. The DuraDisc™ F mower is available in a 2.96 metre model and benefits from a pendulum floatation system, designed to always follow ground contours.

| Range | DuraDisc™ F | | DiscCutter™ F | |
|-------------------------------|-----------------------------|---------------|-----------------------------|--|
| Model | 300 | 320P | 360P | |
| Mounting type | Front mounted | | | |
| Working width (m) | 2.96 | 3.11 | 3.52 | |
| Conditioner type | - | PE-fingers | PE-fingers | |
| Flotation type | Pendulum | Contour Float | Contour Float | |
| Swath width (m) | 1.2-2.6 | 1.0-2.8 | 1.2 | |
| Blade type | Twisted blades | | Twisted blades | |
| Number of discs/blades | 7/14 | 8/16 | 9/18 | |
| Minimum PTO Power [kW/hp(CV)] | 44/60 | 60/82 | 70/95 | |
| Hydraulic remote required | None | | 1 SA | |
| Power take-off | 1 $\frac{1}{2}$ - 6 splines | | 1 $\frac{1}{2}$ - 6 splines | |
| PTO speed (rpm) | 1000 | | 1000 | |
| Linkage category | A-frame | | A-frame | |
| Transport width (m) | 2.86 | 3.0 | 3.4 | |
| Weight (kg) | 765 | 1180 | 1260 | |

- Not available



Optimal crop flow

The DuraDisc™ F and DiscCutter™ F models have been designed to position the cut crop between the tractor's wheel to prevent contamination of the crop due to the wheels running over it. The mowers' disc all rotate in the same direction, to deliver crop to the centre of the mower.



Ground hugging

The DuraDisc™ F range of front mounted mowers has excellent ground following capabilities thanks to its simple yet durable suspension system. The suspension system reacts to deliver uniform cutting height in undulating ground.



Contour floatation system

DiscCutter™ F models benefit from a contour floatation system. This technology can compensate for side inclinations of up to 12° and vertical inclinations of up to 55cm, and with the cutting unit suspended in a trapez-system the cutting unit leans back once it is moved backwards making it ideal when working in hilly or mountainous pastures ensuring an even cut and a minimum of soil contamination.



Conditioning offering

The DuraDisc™ is a non-conditioning model and the DiscCutter™ F range is specified with PE finger conditioning.



DuraDisc™ and DiscCutter™ Rear Mounted Mowers.

The DuraDisc™ non-conditioning range of rear mounted mowers is available in 2.02 to 2.77 metre cutting widths and benefits from a mechanical flotation system, designed to always follow ground contours. The five-model rear mounted pendulum suspended DiscCutter™ mower range is available in 2.37 to 3.86 metre cutting widths, meaning operators can choose the perfect mower, whether working in narrow, irregular shaped fields, or large open spaces. The 2.37, 2.77 and 3.11 metre DiscCutter™ models can be fitted with the optional PE-finger conditioner for improved wilting performance.

| Range | DuraDisc™ | | | | | DiscCutter™ | | | | |
|-------------------------------|-----------------------------|-----------------------------|-----------------------------|-----------------------------|-----------------------------|-----------------------------|-----------------------------|-----------------------------|-----------------------------|-----------------------------|
| Model | 200 | 240 | 280 | 240P | 280 | 280P | 320 | 320P | 360 | 390 |
| Mounting type | Rear mounted | | | | | Rear mounted | | | | |
| Working width (m) | 2.02 | 2.37 | 2.77 | 2.37 | 2.77 | 2.77 | 3.11 | 3.11 | 3.52 | 3.86 |
| Conditioner type | – | – | – | PE-fingers | – | PE-fingers | – | PE-fingers | – | – |
| Flotation type | Mechanical | Mechanical | Mechanical | Vari-Float | Vari-Float | Vari-Float | Vari-Float | Vari-Float | Vari-Float | Vari-Float |
| Swath width (m) | 1.4 | 1.8 | 2.2 | 1.0 - 2.2 | 2.2 | 1.2 - 2.5 | 2.6 | 1.2 - 2.8 | 2.95 | 3.3 |
| TopDry™ wide spreading (m) | – | – | – | 2.2 | – | 2.5 | – | 2.8 | – | – |
| Blade type | Profile blade | Profile blade | Profile blade | Twisted blades | Twisted blades | Twisted blades | Twisted blades | Twisted blades | Twisted blades | Twisted blades |
| Number of discs/blades | 5/10 | 6/12 | 7/14 | 6/12 | 7/14 | 7/14 | 8/16 | 8/16 | 9/18 | 10/20 |
| Easy Lift | ● | ● | ● | ● | ● | ● | ● | ● | ● | ● |
| Minimum PTO Power [kW/hpl/CV] | 30/40 | 35/48 | 40/54 | 44/60 | 40/54 | 54/73 | 50/68 | 66/90 | 60/82 | 70/95 |
| Hydraulic remote required | 1 SA | 1 SA | 1 SA | 2 SA + 1DA | 2 SA + 1DA | 2 SA + 1DA | 2 SA + 1DA | 2 SA + 1DA | 2 SA + 1DA | 2 SA + 1DA |
| Power take-off | 1 $\frac{3}{8}$ - 6 splines | 1 $\frac{3}{8}$ - 6 splines | 1 $\frac{3}{8}$ - 6 splines | 1 $\frac{3}{8}$ - 6 splines | 1 $\frac{3}{8}$ - 6 splines | 1 $\frac{3}{8}$ - 6 splines | 1 $\frac{3}{8}$ - 6 splines | 1 $\frac{3}{8}$ - 6 splines | 1 $\frac{3}{8}$ - 6 splines | 1 $\frac{3}{8}$ - 6 splines |
| PTO speed (rpm) | 540 | 540 | 540 | 1000 | 540/1000 | 1000 | 540/1000 | 1000 | 1000 | 1000 |
| Linkage category | II | II | II | III | II | III | III | III | III | III |
| Transport height (m) | 2.90 | 3.25 | 3.65 | 3.25 | 3.65 | 3.65 | 3.99 | 3.99 | 4.39* | 4.73* |
| Weight (kg) | 450 | 495 | 555 | 960 | 815 | 1060 | 860 | 1140 | 940 | 1060 |

● Standard – Not available * Optional horizontal transport position available meaning below 4m





Vari-Float suspension system

The advanced Vari-Float suspension system uses hydraulic suspension technology to ensure that the mower uniformly follows ground contours. This technology ensures a uniform cut, and facilitates optimal regrowth leaving the remaining crop unharmed.



Hydraulic obstacle release

The hydraulic obstacle release feature is pressurised during operation and makes for efficient, non-stop mowing.



Safe transport

The auto transport device automatically locks the mower into transport position as the mower is lifted. It can be quickly released from the comfort of the cab when entering a new field.



Transport flexibility

A choice of different transport options are available.

- Vertical on the side – the mower is transported in a vertical 90° position from the ground
- Rear horizontal fold – the mower is positioned in line with the tractor, ideal when travelling along roads with overhanging trees and branches or under low bridges



Efficient conditioning

The range of rear mounted DiscCutter™ mowers comes with PE finger conditioning as well as with the TopDry™ feature.



Robust simplicity

DuraDisc™ rear mowers offer robust and reliable performance for more budget conscious operators, and are ideal for more modest sized business.



Smooth cutterbar

DuraDisc™ rear mowers feature smooth crop flow and low ground pressure to encourage faster regrowth.



Low cut height

Cut as low as 40mm for uniform cut and accurate contour following thanks to the large adjustable spring.

DiscCutter™ L Lateral and DiscCutter™ C Centre Trailed Mowers.

The off-set lateral DiscCutter™ L models, available with a 3.11 metre cut are equipped with a spring flotation system, which reacts to ground pressure for uniform cutting. The centre trailed mower range offers the ultimate in side-to-side flexibility and operational efficiency. The centre pull DiscCutter™ C models are available in 3.11 and 3.52 metre options and share the same spring flotation system technology with L models. All models can be specified with three different types of conditioner, choose between PE finger, steel flail and rubber chevron rollers to suit your operation. In order to protect the mower, the TopSafe™ technology is engaged when the mower encounters obstacles, such as rocks.

| Range | DiscCutter™ L | | |
|-------------------------------|-----------------------------|-----------------------------|-----------------------------|
| Model | 320P | 320S | 320R |
| Drawbar Type | | Lateral pull | |
| Working width (m) | 3.11 | 3.11 | 3.11 |
| Conditioner type | PE-fingers | Flails | Rubber Chevron Rolls |
| Flotation type | Springs | Springs | Springs |
| Swath width (m) | 1.2-2.0 | 1.2-2.0 | 1.2-2.0 |
| TopSafe™ protection system | ● | ● | ● |
| Blade type | Twisted blades | Twisted blades | Twisted blades |
| Number of discs/blades | 8/16 | 8/16 | 8/16 |
| Number of swivel gearboxes | 1 | 1 | 1 |
| Minimum PTO Power (kW/hp(CV)) | 70/94 | 70/94 | 70/94 |
| Hydraulic remote required | 1S + 1D | 1S + 1D | 1S + 1D |
| Power take-off | 1 $\frac{3}{8}$ - 6 splines | 1 $\frac{3}{8}$ - 6 splines | 1 $\frac{3}{8}$ - 6 splines |
| PTO speed (rpm) | 1000 | 1000 | 1000 |
| Linkage category | II | II | II |
| Transport width (m) | 3 | 3 | 3 |
| Tyres, standard | 380/55-17 FL+ | 380/55-17 FL+ | 380/55-17 FL+ |
| Weight (kg) | 2440 | 2470 | 2520 |

● Standard





Range

DiscCutter™ C

| Model | 320P | 320S | 320R | 360P | 360S | 360R |
|-------------------------------|-----------------------------|-----------------------------|-----------------------------|-----------------------------|-----------------------------|-----------------------------|
| Drawbar Type | Central pull | | | | | |
| Working width (m) | 3.11 | 3.11 | 3.11 | 3.52 | 3.52 | 3.52 |
| Conditioner type | PE-fingers | Steel flails | Rubber Chevron Rolls | PE-fingers | Steel flails | Rubber Chevron Rolls |
| Flotation type | Springs | Springs | Springs | Springs | Springs | Springs |
| Swath width (m) | 1.2-2.0 | 1.2-2.0 | 1.2-2.0 | 1.2-2.2 | 1.2-2.2 | 1.2-2.2 |
| TopSafe™ protection system | ● | ● | ● | ● | ● | ● |
| Blade type | Twisted blades | Twisted blades | Twisted blades | Twisted blades | Twisted blades | Twisted blades |
| Number of discs/blades | 8/16 | 8/16 | 8/16 | 9/18 | 9/18 | 9/18 |
| Number of swivel gearboxes | 2 | 2 | 2 | 2 | 2 | 2 |
| Minimum PTO Power [kW/hp(CV)] | 70/94 | 70/94 | 70/94 | 75/102 | 75/102 | 75/102 |
| Hydraulic remote required | 1S + 1D | 1S + 1D | 1S + 1D | 1S + 1D | 1S + 1D | 1S + 1D |
| Power take-off | 1 $\frac{1}{8}$ - 6 splines | 1 $\frac{1}{8}$ - 6 splines | 1 $\frac{1}{8}$ - 6 splines | 1 $\frac{1}{8}$ - 6 splines | 1 $\frac{1}{8}$ - 6 splines | 1 $\frac{1}{8}$ - 6 splines |
| PTO speed (rpm) | 1000 | 1000 | 1000 | 1000 | 1000 | 1000 |
| Linkage category | II | II | II | II | II | II |
| Transport width (m) | 3 | 3 | 3 | 3.4 | 3.4 | 3.4 |
| Tyres, standard | 380/55-17 FL+ | 380/55-17 FL+ | 380/55-17 FL+ | 380/55-17 FL+ | 380/55-17 FL+ | 380/55-17 FL+ |
| Weight (kg) | 2600 | 2630 | 2680 | 2700 | 2785 | 2800 |

● Standard

Productive gearbox technology

The 360° gearbox has been designed to deliver tight turning performance on headlands and can turn through a full 90° circumference to draw bar, without causing any vibrations.



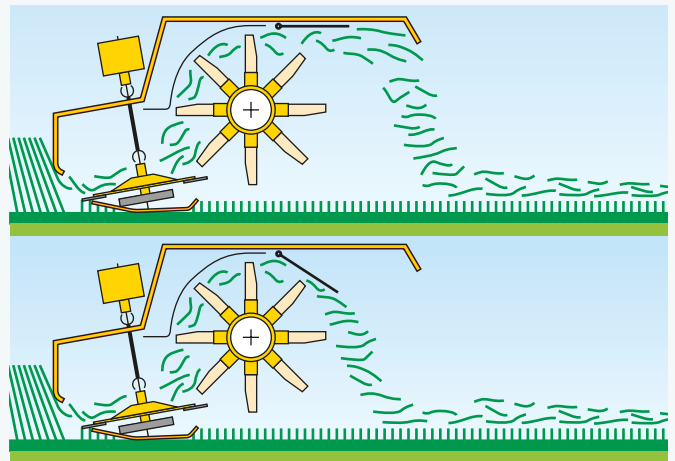
TopSafe™ system

When working in stony ground, the TopSafe™ feature delivers outstanding performance. If the mower comes into contact with a stone or a protruding obstacle, the cutterbar is automatically lifted over the obstacle to avoid a potentially damaging collision. As a result, damage is reduced and machine life is increased. The sensitivity of this system is controlled by adjusting two springs with a dedicated tool. This enables the mower to glide freely across the ground, no matter its undulations, as well as delivering uniform stubble height and encouraging regrowth. This system does not impact on the ground pressure system.



A multitude of features

The entire DiscCutter™ L & DiscCutter™ C trailed mower range benefits from disc cutterbar technology, the TopDry™ system as well as different types of conditioner; choose between PE finger, steel flail and rubber chevron rollers to suit your operation.



Two passes in one

The optional DuraMerger™ system is perfect for double swathing applications. This system enables you to lay double swaths which makes subsequent operations more efficient with fewer infield passes, increasing daily throughput.



Productivity boosting central drawbar

The central drawbar concept enables fields to be mowed from either the right or left-hand side ensuring the entire width of the mower is always used. Furthermore, it prevents any tapering, therefore, when directly baling or foraging, in-field passes are maximised. In fact, in-field capacity can be 15% higher because working the field from one side will shorten headland turning time and increase mowing productivity.



Easy adjustment

To ensure quick and easy adjustment, the following parameters can all be adjusted by using just one tool:

- TopSafe™ system
- Ground pressure
- Stubble height
- Degree of conditioning



Lower ground pressure

In order to protect the crop and to facilitate regrowth, the DiscCutter™ C & DiscCutter™ L Range has been designed for compatibility with large flotation tyres to minimise ground compaction.



Ease of operation

A range of features have been included to make operation even easier and include:

- A solid parking jack for easy hitching and unhitching
- High ground clearance, ideal when working with heavy and voluminous swaths
- Hydraulic engagement of transport position



MegaCutter™ range of mowers.

New Holland's range of MegaCutter™ mowers have been designed with maximum throughput in mind. With this triple mower, you can achieve very high hourly work rates thanks to an 8.60 metre cutting width. The range, which consists of two pendulum suspended cutting units with eight discs each, has an exceptionally low power requirement, and is compatible with tractors of a mere 140hp.

| Range | MegaCutter™ | |
|-------------------------------|----------------------------|----------------------------|
| Model | 860 | 860P |
| Mounting type | Three-point | Three-point |
| Working width (m) | 8.60 / 8.40 | 8.60 / 8.40 |
| Conditioner type | - | PE-Fingers |
| Flotation type | Vari-Float | Vari-Float |
| Swath width (m) | 2.6 | 1.2 - 2.8 |
| Top-dry wide spreading | - | 2.8 |
| Blade type | Twisted blades | Twisted blades |
| Number of discs/blades | 16/32 | 16/32 |
| Minimum PTO Power [kW/hp(CV)] | 103/140 | 129/175 |
| Hydraulic remote required | 3 SA | 3 SA |
| Power take-off | 1 $\frac{3}{8}$ - 6 Spline | 1 $\frac{3}{8}$ - 6 Spline |
| PTO speed (rpm) | 1000 | 1000 |
| Linkage category | III | III |
| Transport width (m) | 2.99 | 2.99 |
| Transport height (m) | 3.99 | 3.99 |
| Weight (kg) | 1890 | 2340 |

- Not available





Robust suspension

The three-point suspension is constructed from high-strength steel for both compact and stable operation. Furthermore, this means lower overall operating weight and less stress on the tractor.



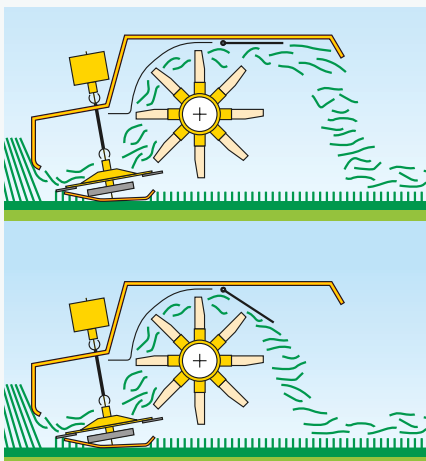
Optional conditioner

The entire MegaCutter™ range can be specified either with, or without conditioner.



Cutter bar

The cutter bar features a shallow cutting angle, and guide shoes cover the entire width. This ensures an even flow of material across the cutterbar and clean, even stubble. Furthermore, the guideshoes cover the entire length of the cutterbar to aid regrowth. Replacing blades is quick, easy and simple, and is carried out using a tool supplied which releases the blade directly from the safety pin.



Drying assistance: TopDry™ system

With just a single handle, the machine can be adjusted for wide spreading and extra conditioning. This is beneficial when working in tight weather windows, as the TopDry system accelerates the drying process, helping to preserve the nutritional value of the crop.



One sided mowing

As the two rear mower wings can be independently lifted, it is possible to mow using one side only, perfect when working in narrow fields and tapered field edges.



Easy obstacle release

The adjustable mechanical obstacle release enables the entire cutter unit to move backwards in the event of a collision.

ProTed™ tedder range.

The ProTed™ range of tedders is available in both mounted and trailed specifications. The six mounted models feature working widths of 4.5 to 8.8 metres, and for those looking to optimise the horsepower/width ratio, the trailed tedder is also available in the largest 8.8 metre width. The 6.6 to 7.6 metre variants are equipped with six rotors, and the 8.8 metre models are fitted with eight rotors.

| Range | ProTed™ | | | | | | |
|---|-------------------|-------------------|-------------------|-------------------|-------------------|-----------------------------------|-----------------------|
| Model | 450 | 540 | 660 | 690 | 760 | 880 | 880T |
| Mounting type | 3-point headstock | 3-point headstock | 3-point headstock | 3-point headstock | 3-point headstock | 3-point headstock | Trailed |
| Working width (m) | 4.5 | 5.4 | 6.6 | 6.9 | 7.6 | 8.8 | 8.8 |
| Numbers of rotors | 4 | 4 | 6 | 6 | 6 | 8 | 8 |
| Tine arms per rotor | 6 | 6 | 6 | 6 | 7 | 6 | 6 |
| Diameter of the rotor (m) | 1.48 | 1.7 | 1.48 | 1.5 | 1.65 | 1.5 | 1.5 |
| Transport width (m) | 2.65 | 2.89 | 2.95 | 2.95 | 2.95 | 2.95 | 2.95 |
| Transport height (rotors folded up) (m) | 2.28 | 2.7 | 3.2 | 3.35 | 3.35 | 3.5 | 3.5 |
| Minimum PTO Power [kW/hp(CV)] | 18/23 | 22 / 30 | 25 / 34 | 50/68 | 60/82 | 60/82 | 30/40 |
| Hydraulic remote required | 1 single-acting | 1 single-acting | 1 single-acting | 1 single-acting | 1 single-acting | 1 double-acting + 1 single-acting | 1 double-acting |
| PTO speed (rpm) | 540 | 540 | 540 | 540 | 540 | 540 | 540 |
| Hydraulic folding | ● | ● | ● | ● | ● | ● | ● |
| Hydraulic lifting for headland turns | - | - | - | ● | ● | ● | ● |
| Manual field boundary cleaning | ● | ● | ● | ● | ● | - | - |
| Hydraulic field boundary cleaning | - | - | - | ○ | ○ | ● | ● |
| Shock absorber | - | 1 | 2 | 2 | 2 | 2 | - |
| Lighting | ○ | ○ | ○ | ○ | ○ | ● | ● |
| Anti wrapping unit for tyres | ○ | ○ | ○ | ○ | ○ | ● | ● |
| Tine safety system | ○ | ○ | ○ | ● | ● | ● | ● |
| Rotor tyres standard | 16x6.5-6PR | 16x6.5-6PR | 16x6.5-6PR | 16/6.5-8 | 16/6.5-8 | 16/6.5-8 + 18.5/8.5-8 | 16/6.5-8 + 18.5/8.5-8 |
| Main frame tyres | - | - | - | - | - | - | 10/80-12 AW |
| Weight (kg) | 480 | 530 | 750 | 870 | 890 | 1320 | 1510 |

● Standard ○ Optional - Not available



Double tines for outstanding performance

All models in the range are fitted with double tines for enhanced tedding performance. In addition, all models above 6.9m are fitted as standard with a tine locking mechanism to prevent tines getting lost in the crop, this feature is optional on smaller models. The tine lock system protects the following forager, and helps to prevent metal fragments ending up in the livestock feed.



Efficient field boundary clearing

In order to ted every last blade, field boundary clearing technology can be employed. On 690 and 760 models this is engaged by using a manual control handle or by an optional hydraulic switch which is standard on 880 and 880T models. Furthermore, the wheels under the rotors can be turned so that the machine does not drive at 90° to the field boundary.



Pivoting closed rotor design

All rotors are suspended using pivot technology to ensure they can quickly and efficiently adapt to changing ground conditioning. On the 880 and 880T models, the tedder's drive gear is encased in a closed capsule which runs in an oil bath at all times to ensure that the gear remains constantly lubricated for extended operating life.



Rotor adjustment

The rotors angle to ground setting can be easily adjusted to suit the field conditions, ensuring good mixing and spreading of the crop to facilitate ideal drying.





Wide range of rakes.

New Holland's range of rakes has been designed to deliver efficient raking performance in a variety of crop conditions. ProRotor™ and ProRotor™ C models benefit from an articulated three point headstock. This system delivers excellent ground following properties as well as outstanding manoeuvrability, all of which can be adjusted from the comfort of the tractor cab. This technology makes for smooth operation even in the most uneven terrain, as well as ensuring a clean sweep, so nothing is left behind.

Tangential tine arm technology

The rake's tine arms are not mounted in the traditional 90° configuration, rather they are placed tangentially to ensure optimal delivery and soft handling of the crop.



Maintenance free rotor arms

The rotor arms on the ProRotor 420, 450, L 630, L 640 Auto-Steer, L 640, C 760 and C 820 models feature maintenance-free ball bearings at either end. Manufactured from solid steel, they have been engineered by design to withstand intensive usage.



Efficient tine arm storage

For easy transport and storage, the tine arms can be easily dismantled and stored in a dedicated tine arm storage area. This enables better visibility during transport, and also reduces the overall width of the rake, ideal when travelling down narrow country lanes or when being stored away during winter.



ProRotor™ Rakes.

ProRotor™ single rotor rakes enable side delivery of the crop and feature a swath curtain, which can be adjusted to match the width of the swath being worked.

The range also enables different wheel options:

- Four wheel bogie axle delivers smooth operation in undulating terrain.
- Three D bogie axle enables the front wheel to follow the rake whilst turning to better follow the arc of the turn.

| Range | ProRotor™ | | | | |
|---|-------------------|-------------------|-------------------|-------------------|-------------------|
| | 290 | 320 | 360 | 420 | 450 |
| Model | | | | | |
| Type of rake | Side delivery | Side delivery | Side delivery | Side delivery | Side delivery |
| Mounting type | 3-point headstock | 3-point headstock | 3-point headstock | 3-point headstock | 3-point headstock |
| Working width (m) | 2.9 | 3.15 | 3.6 | 4.15 | 4.45 |
| Number of swaths | 1 | 1 | 1 | 1 | 1 |
| Rotor diameter (m) | 2.4 | 2.65 | 2.95 | 3.2 | 3.5 |
| Tine arms per rotor/double tines per tine arm | 8/3 | 9/3 | 10/4 | 12/4 | 12/4 |
| MIN-trans detachable tine arms | ● | ● | ● | ● | ● |
| Tangential tine arm control | ● | ● | ● | ● | ● |
| Covered cam track | - | - | - | ● | ● |
| 3rd wheel at 3-pt headstock optional | ○ | ○ | ○ | ○ | ○ |
| Advanced wide-track axle | ● | ● | ● | ● | ● |
| Drive chassis | - | - | - | - | - |
| 3-D tandem bogie axle | - | - | ○ | ○ | - |
| 4-wheel bogie axle | - | ○ | ○ | ○ | ● |
| Central height adjustment | ● | ● | ● | ● | ● |
| Transport width (m) | 1.6 | 1.6 | 1.6 | 1.9 | 2.18 |
| Shock absorber | - | - | - | ● | ● |
| Rotors tyres | 16x6.5-8 | 16x6.5-8 | 16x6.5-8 | 18.5/8.5-8 | 18.5/8.5-8 |
| Minimum PTO Power [kW/hp(CV)] | 15/20 | 15/20 | 18/25 | 26/35 | 33/45 |
| PTO speed [rpm] | 540 | 540 | 540 | 540 | 540 |
| Hydraulic remote required | - | - | - | - | - |
| Weight [kg] | 275 | 340 | 405 | 570 | 650 |

● Standard ○ Optional - Not available



ProRotor™ C Rakes.

ProRotor™ C double rotor rakes ensure central crop delivery. Attached to the linkage arms, it can be hydraulically folded for transport, and when in transport configuration, it is less than four metres in height, ideal when transporting in areas with overhanging foliage. Benefiting from high ground clearance, this range is ideal when working with large swaths of dense crop. Available on the 760 and 820 the Cardanic rotor suspension technology means that the rotors can move both laterally and fore-aft freely for efficient operation.



| Range | ProRotor™ C | | | | |
|---|-------------|------------------|------------------|------------------|------------------|
| | Model | 660 | 660M | 760 | 820 |
| Type of rake | | Central delivery | Central delivery | Central delivery | Central delivery |
| Mounting type | | 2- point linkage | 3- point linkage | 2- point linkage | 2- point linkage |
| Working width | (m) | 6,15-6,55 | 6,15-6,55 | 6,5-7,6 | 7,0-8,2 |
| Number of swaths | | 1 | 1 | 1 | 1 |
| Rotor diameter | (m) | 2,95 | 2,95 | 3,2 | 3,5 |
| Tine arms per rotor/double tines per tine arm | | 10/4 | 10/4 | 12/4 | 12/4 |
| MIN-trans detachable tine arms | | ● | ● | ● | ● |
| Tangential tine arm control | | ● | ● | ● | ● |
| Covered cam track | | - | - | ● | ● |
| 3 wheel multi-touch chassis | | - | - | ● | ● |
| Advanced wide-track axle | | ● | ● | - | - |
| Drive chassis | | ● | - | ● | ● |
| 3-D tandem bogie axle | | ○ | ○ | - | - |
| Tandem caster wheels | | - | - | ○ | ○ |
| Central height adjustment | | ● | ● | ● | ● |
| Transport width | (m) | 2,95 | 2,95 | 2,92 | 2,92 |
| Transport height without/with rake arms | (m) | 2,75/3,5 | 2,45/3,2 | 3,50/4,00 | 3,59/4,00 |
| Shock absorber | | - | ● | - | - |
| Active steering of the frame | | ● | - | ● | ● |
| Central cardanic suspension | | - | - | ● | ● |
| Rotors tyres | | 16x6,5-8 | 16x6,5-8 | 16x6,5-8 10PR | 16x6,5-8 10PR |
| Main frame tyres standard | | 10/80x12 | - | 10,0/75-15,3 8PR | 10,0/75-15,3 8PR |
| Main frame tyres optional | | - | - | 13,0/55-16 | 13,0/55-16 |
| Minimum PTO Power | [kW/hp(CV)] | 30/40 | 44/60 | 30/40 | 40/55 |
| PTO speed | (rpm) | 540 | 540 | 540 | 540 |
| Hydraulic remote required | | 1SA | 1SA | 1SA | 1SA |
| Weight | (kg) | 857 | 1140 | 1930 | 2010 |

● Standard ○ Optional - Not available

ProRotor™ L Rakes.


ProRotor™ L range features two side mounted rakes which can deliver the crop to the left hand side on 640T and right hand side on the 630 model. The multi-link frame enables a variable working width that can be adjusted from the cab. Choose between single swath, two individual swaths or the turn swath options. The 640T with Auto-Steer feature automatically regulates the distance between the two rotors which improved manoeuvrability and always maintains the rotor overlap to avoid missing any value crop.



| Range | ProRotor™ L | | |
|---|---------------|-----------------|------------------|
| Model | 640T | 640T Auto-Steer | 630 |
| Type of rake | Side delivery | Side delivery | Side delivery |
| Mounting type | Drawbar hitch | Drawbar hitch | 2- point linkage |
| Working width (m) | 3.6-6.35 | 3.6-6.35 | 6.3 |
| Number of swaths | 1 or 2 | 1 or 2 | 1 or 2 |
| Rotor diameter (m) | 3 | 3 | 3.2 |
| Tine arms per rotor/double tines per tine arm | 12/4 | 12/4 | 12/4 |
| MIN-trans detachable tine arms | ● | ● | ● |
| Tangential tine arm control | ● | ● | ● |
| Covered cam track | ● | ● | ● |
| 3rd wheel on drawbar option | ○ | ○ | - |
| 3 wheel multi-touch chassis | - | - | ● |
| Advanced wide-track axle | ● | ● | - |
| Drive chassis | - | - | ● |
| Tandem double wheel (Front rotor) | ○ | ○ | - |
| Dual wheels | ○ | ○ | - |
| Tandem caster wheels | - | - | ○ |
| Central height adjustment | ● | ● | ● |
| Transport width (m) | 2.2 - 3.0 | 2.2 - 3.0 | 2.82 |
| Transport height without/with rake arms (m) | - | - | 3.40/4.00 |
| Active steering of the frame | - | ● | ● |
| Central cardanic suspension | ○ | ○ | ● |
| Rotors tyres | 18.5/8.5-8 | 18.5/8.5-8 | 16x6 5-8 10PR |
| Main frame tyres standard | - | - | 10.0/75-15.3 8PR |
| Main frame tyres optional | - | - | 13.0/55-16 |
| Minimum PTO Power [kW/hp(CV)] | 30/40 | 30/40 | 40/55 |
| PTO speed (rpm) | 540 | 540 | 540 |
| Hydraulic remote required | 1SA + 1DA | 1SA + 1DA | 1SA |
| Weight (kg) | 1335 | 1490 | 2090 |

● Standard ○ Optional - Not available

New Holland Top Service: customer support and customer information.



Top Availability

If you need information, or have an out of hours question, ring our toll-free number*. All day, every day, we are just a call away.



Top Speed

Express parts delivery: when you need it, where you need it!



Top Priority

Fast-track solution during the season: because your harvest can't wait!



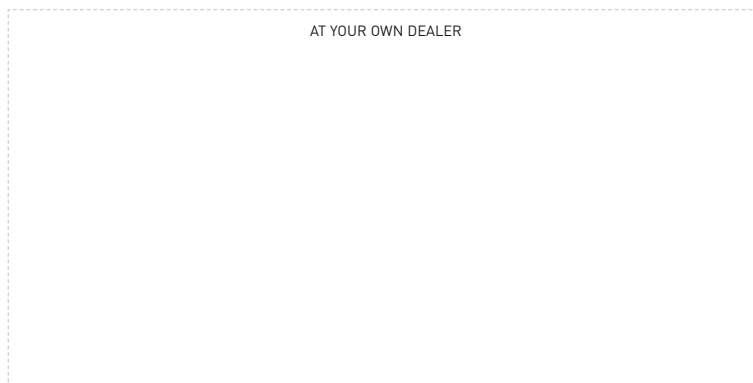
Top Satisfaction

We drive and track the solution you need, keeping you informed: until you are 100% satisfied!



For more details, ask your New Holland dealer!

* Calls to the Top Service team are free from landlines in the United Kingdom and Republic of Ireland. UK-based mobile calls are also free, but Republic of Ireland mobile users should call 01 2421881 and this will be charged at your standard network rate.



www.newholland.com/uk - www.newholland.com/ie

