

T7 RANGE

T7.165 S | T7.175 | T7.190 | T7.210 | T7.225





Five models right for your farm.

The T7 range was developed following intensive consultations with New Holland customers including contractors, arable and cash crop farmers. The aim was to produce a completely restyled tractor with improved functionality, while adhering to the even stricter Stage V emissions regulations. These improvements have made the T7 a true icon of tractor design, brimming with state-of-the-art technology, innovation, power and efficiency.



Ready to turn your needs into new features

New Holland engineers represent one of the best design teams in the world: skilled, open-minded people, always ready to turn your problems, needs and suggestions into new and efficient solutions.



Testing during development

Try and test. Then try and test again. Every T7 tractor undergoes severe and comprehensive tests during both the development and production processes, in order to deliver you the perfect working partner.

T7 Standard Wheelbase



Model	Rated hp	Wheelbase mm	Weight kg
T7.165 S	150	2734	6700
T7.175	140	2734	6650
T7.190	150	2734	6750
T7.210	165	2734	6750
T7.225	180	2734	6750

T7 Long Wheelbase



Model	Rated hp	Wheelbase mm	Weight kg
T7.195 S	175	2884	8140
T7.215 S	195	2884	8140
T7.230	180	2884	8140
T7.245	200	2884	8140
T7.260	220	2884	8140
T7.270	240	2884	8140

T7 Heavy Duty



Model	Rated hp	Wheelbase mm	Weight kg
T7.275	250	2995	10500
T7.290	270	2995	10500
T7.315	300	2995	10500

T7 range: fourteen models. Three transmissions. Countless awards.

The T7 standard wheelbase is part of the extended T7 family which means there is a New Holland T7 tractor to match all of your specific business needs. The T7 standard wheelbase extended family has a maximum rated power spanning from 175 to 300 horsepower, the entire fourteen-model T7 model line-up offers a choice of semi-powershift, full-powershift or continuously variable transmissions (CVT), with the T7.225, T7.270, T7.275, T7.290 and T7.315 only available with Auto Command™ CVT transmissions.

T7 Standard Wheelbase. Power and comfort in style.

The new generation tractor for the future of farming

Sleek lines. Appealing curves. Let's welcome the five model T7 standard wheelbase range. The head turning styling features 'cat-eye' lights, aggressive fish gill-like side vents and a gull wing profile roof, jam-packed with up to 16 LED cab lights, including automotive style signature lights, for true round the clock farming. The ECOBlue™ HI-eSCR 2 Nef engines are fully compliant with the even more stringent Stage V emission standards and develop between 165-225hp(CV) whilst maintaining the outstanding fuel economy you've come to expect of the T7 range. The semi-active, ventilated seat makes day-long farming even more comfortable. T7. Farming for the modern era.



MyPLM®Connect as standard

Assisting fleet managers to make right time decision. Providing real time field data at your fingertips. Enabling accurate data management to improve operating efficiency. This all now comes as standard across the entire T7 Standard Wheelbase range, with MyPLM®Connect. What's more, in order to improve your uptime, New Holland's Breakdown Assist service has been fully integrated, free of charge.







Blue Power. Enjoy style, comfort and luxury at work.

Manufactured with years of experience at the New Holland plant in Basildon, UK, the T7 Blue Power Auto Command models offer customers a premium agricultural experience, guaranteed by the very best of New Holland's style, technology, comfort and innovation.

- Distinctive and eye-catching metallic midnight blue paint
 - Chrome coloured grille
 - Silver wheel rims
 - Raised silver decals
 - Blue Power roof insignia
 - Blue Power branded seat
 - Personalized thick pile cab carpet
 - Silver detail on cab worklights
 - Plus a long list of standard equipment
- Blue Power. Exclusive edition, exclusive emotion.**

*Blue*power





At 69dB(A) the quietest cab around.

Want all round visibility? Then New Holland's industry leading Horizon™ cab is the solution. In the yard, in the field or on the road, you have an uninterrupted view. Always. The single piece front screen offers a perfect view no matter what the weather or your field throws at you. The sun-visor protects you from the harshest rays. Working with front loaders? Select the high visibility, fully openable transparent roof hatch, which affords a perfect view at maximum extension from the comfort of your seat. Never lose a grain or suffer a crick in your neck ever again. Whisper quiet comfort is courtesy of a mere 69dB(A) cab noise level.

AT 69dB(A), T7 CABS ARE THE QUIETEST IN THE BUSINESS





Control centre

The air conditioning controls, lighting panel, additional storage slots and the radio have all been grouped in an ergonomic cluster. A Bluetooth handsfree / RDS/MP3 radio with AUX and USB connectivity is fitted as standard.



All round vision

The standard enlarged wing mirrors feature an adjustable top section for the best possible view of the road during high-speed transport. The adjustable lower section has been designed to effectively counteract blind spots. Additional options included heated wing mirrors and electronically adjustable.



Farming luxury

The full leather steering wheel and deep pile branded carpet are available as an option. You can select other luxury options such as leather seat, rear sunshade, tinted rear windscreen (standard on SideWinder II models) and heated front and rear windscreen.



An armrest to suit you

Range Command™ and Power Command™ tractors can be specified with the effective Classic armrest, featuring easy-to-operate and both logically and ergonomically positioned switches and controls.

Please, take a seat.

New Holland brings to you the best-in class seat offering, with four different models providing you with a wide and comprehensive choice. All seats benefit from improved cushioning. These firmer, more durable seat cushions provide outstanding comfort whatever the terrain. A standard, full-sized upholstered instructor seat folds down to provide a work surface when not in use.



Dynamic Comfort™ seat

The Dynamic Comfort Seat boasts an enhanced low frequency suspension mechanism. The stitched cushions, finished in a stylish mixture of leather and cloth, also feature two stage heating.

Comfort seat

The standard Comfort seat uses a low frequency suspension unit. Cushions are finished in a durable dark blue cloth. All seat controls are easily identified ensuring seat adjustments are quick and easy.



Auto Comfort™ seat

The ventilated Auto Comfort™ seat offers a premier seating experience. With automatic weight setting, active suspension, heating and even ventilation system that cools and removes moisture, this is perfect for operators who spend extended hours in the tractor. Seat covering is in blue and grey leather.

All Comfort seats benefit from innovative swivelling backrest, designed to provide upper back support and significantly increases comfort when the seat is turned to monitor rear mounted implements.

	Standard seat	Comfort seat	Dynamic Comfort™ seat	Blue Power Dynamic Comfort™ seat	Auto Comfort™ seat	Blue Power Auto Comfort™ seat
Material	Cloth	Cloth	Cloth/Leather	Cloth/Leather	Leather	Cloth/Leather
Suspension type	Low frequency	Low frequency	Low frequency with dynamic damping	Low frequency with dynamic damping	Semi active	Semi active
Damping system	Adjustable	Adjustable	Automatic	Automatic	5 modes	5 modes
Weight adjustment	Automatic	Automatic	Automatic	Automatic	Active electronic	Active electronic
Lumbar support	Manual	Manual	Pneumatic	Pneumatic	Pneumatic	Pneumatic
Climate System	-	-	2 stage heater	2 stage heater	Heating and active ventilation	Heating and active ventilation
Backrest extension	Vertically adjusted	Swivelling	Swivelling	Swivelling	Swivelling	Swivelling
Passenger seat	Cloth	Cloth	Leather	Half leather	Leather	Half leather

Bright lights for dark nights.

Lighting up the way for improved night time productivity and total safety is a New Holland key priority, accomplished by bringing into the farming world the latest automotive sector innovations, such as LED lights. The lighting offering features up to 20 LED lights. Brighter and less power-consuming than their standard equivalent, these lights offer a broad spread of white light, turning night into day. Up to 6 lights can be fitted in the front and rear of the roof, while high level headlamps light up the distance and pave the way for non stop operation.



Fully adjustable lights

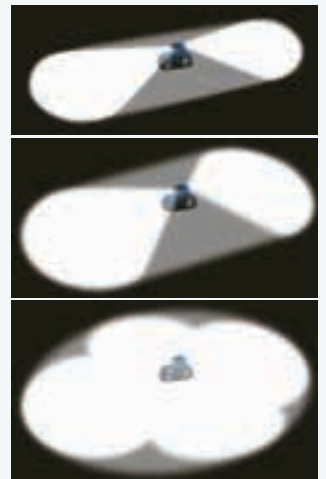
The optional 360° package includes an adjustable light at each corner of the cab. The rear lights are independently switched to reduce glare if working alongside a harvester.



LED lights are efficiency itself: more light, more durability, less power consumption.



The standard signature lights bring a modern stylish addition to the familiar New Holland hood lights, there's even a New Holland logo within the light unit.



Choose a lighting package to suit you

There are three cab lighting packages available, consisting of eight, twelve and sixteen LED cab lights in various configurations, to suit your individual requirements.

SideWinder™ II: the ultimate ergonomic farming experience.

The T7 Auto Command tractors offer sophisticated features that are easy and intuitive to access. How? Well, we listened to customers and developed the SideWinder™ II armrest to make everything simpler. All key controls are accessed from the armrest. Throttle, transmission and hydraulics. Everything you need to control is intuitively selected. More advanced features can be quickly accessed. It does not take long to master a T7 tractor.

Fingertip control for up to two remote valves, which can both be configured with remote valve management.

Headland turn sequencing II (HTS II). Press to record, store and activate automated headland turn.

Optional IntelliSteer® auto-guidance, automated steering engagement.

Rear linkage raise/lower. Front linkage raise/lower (together with CommandGrip™ rear button).

Forward reverse shuttle switch.

ISOBUS configurable buttons.



The soft-touch buttons feature backlight technology to make selecting controls in the dark even easier.



Electronic SideWinder™ II adjustment

You can freely move the armrest to the position that suits you.

Multifunction joystick. The joystick can be set to operate the front linkage or remote valves.

Personalized positioning of the hydraulic joystick and rear linkage mouse available as a factory-fit option.

Rear linkage mouse. Lift heavy mounted implements with absolute precision.

Droop control. Select a lower limit for the engine for PTO tasks, or an upper threshold for the maximum engine speed.

Electronic remotes. Easy to reach paddles provide fingertip hydraulic operation. Flow and timing can be simply adjusted through the IntelliView™ touch screen.

Ergonomically positioned hand throttle.

The spring loaded park lock feature enables the park lock to be disengaged softly for enhanced safety.

Full access to advanced hydraulic and rear linkage controls under the padded armrest.

Electronic SideWinder™ II armrest position adjustment.

Engage and disengage the front and rear PTO instantly.



New instant access hub

The all-new instant access touchscreen hub puts key operating parameters at your fingertips. Simply tap the parameter you wish to view, and it'll appear.

26.4cm wide IntelliView™ touch screen monitor.

Select paddle or joystick control for remote valves 3 and 4.

Easy access to advanced features. Push the symbol. Activate the feature. The Integrated Control Panel, ICP, makes it simple to access advanced operating features.

Engage and disengage the front suspension, or select one of three levels of damping.

Throttle up to your desired engine speed, select Engine Speed Management, and the speed is fixed.

Engage Terralock and it will automatically manage four-wheel drive and differential lock selection.

Auto PTO will disengage and reengage both the front and rear PTOs during a headland turn.

Press the Headland turn sequencing button to record and replay the functions you use most frequently.

Front and rear linkage raise/lower function.

Three point hitch levelling and top link extension at the touch of a button or can be assigned to any remote valve with remote valve management.

Intentional PTO switch, which must be selected to keep the PTO engaged when leaving the operators seat.

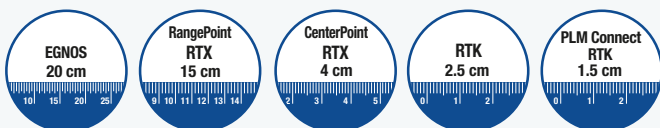


Three factory-fitted guidance packages.



When ordering your T7, you can choose between three guidance packages. This means that your T7 will arrive direct from the factory with the exact accuracy level you require. Choose your accuracy level right down to the most precise 1.5cm* option. A must for high value vegetable or bulb farming.

* Using RTK correction signal



Levels of accuracy and repeatability

New Holland offer multiple levels of accuracy. This enables you to select the right IntelliSteer® system to match your needs and budget. When using RTK correction with IntelliSteer you can enjoy guaranteed year on year repeatability.

NH 372 receivers

The NH 372 receiver is capable of working with WAAS, EGNOS, OmniSTAR, RTX and RTK correction signals utilizing both the GPS and GLONASS satellite constellations. For RTK applications an integrated radio receiver can be located inside the receiver, or a cellular modem can be used.



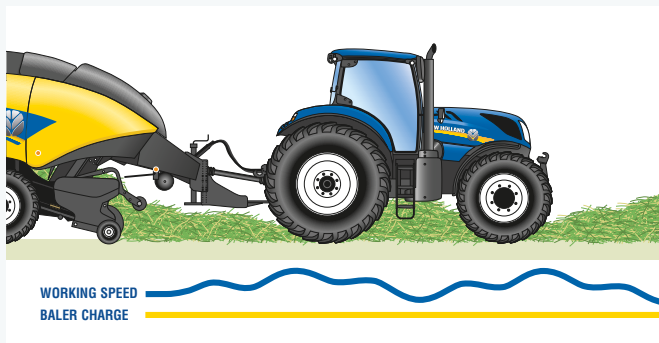
Advanced IntelliRate™ Control System

The T7 can be specified with the optional IntelliRate™ Control system. It is operated from the comfort of the cab and uses the IntelliView™ monitor to fine tune inputs and manage section and rate control of sprayers and seeding equipment. This prevents overlaps, controls dosing and seed rates depending on yield data and eliminates gaps; this will optimise inputs to maximise outputs.




IntelliTurn™ Intelligent End-of-Row-Turn system

The IntelliView™ IV colour touchscreen monitor can be used to manage the optional IntelliSteer® autoguidance system. The IntelliView™ monitors enable fingertip programming of a variety of guidance paths, from straight A-B runs to the most complex IntelliTurn™ end-of-row turn feature. IntelliTurn improves efficiency by automatically plotting and executing the most efficient turn path to minimize "out of work" time during the turn, as well as ensuring the implement re-enters the infield work area on the desired path. The result is a system that automatically chooses the appropriate turn style (Light bulb, Constant Arc, or Extended Path), plots the most efficient path and executes it. This can now be combined with HTS II (Headland Turn Sequencing), causing it to be triggered at a preset distance from the headland.



Two way communication

The T7 range is fitted with ISOBUS III technology. This means the tractor and implement can communicate with each other, relaying information back and forth, resulting in the implement controlling the speed of the tractor to achieve maximum productivity.



Telematics: manage your machine from the comfort of your office. Now Professional package free for 1 year.

MyPLM®Connect enables you to connect to your T7 from the comfort of your office through the utilization of the mobile network. You can stay in touch with your machines at all times, and you can even send and receive real-time information that saves time and enhances productivity. The entry-level MyPLM®Connect Essential package offers the most frequently used features or upgrade to the MyPLM®Connect Professional package for full machine monitoring and control. In short, MyPLM®Connect will help you to reduce your fuel bills and improve fleet management and security in one simple package.

Powered by FPT Industrial.

New Holland is not going it alone when it comes to Stage V technology. They can draw on the experience of their in-house engine development group: FPT Industrial.

Pioneers: Fiat invented Common Rail technology in the 1980s and brought it to the masses in 1997 on the Alfa Romeo 156. They were the very first to introduce it on agricultural machines on the TS-A tractor. Pioneering. Always.


Cleaner: For the ninth consecutive year, CNH Industrial has topped the Dow Jones Sustainability World and Europe indexes for the Industrial Engineering sector. Cleaner. Everywhere.

Proven: FPT Industrial has pioneered SCR technology since 1995 and has already produced over 1 million SCR engines during the last eight years for the agricultural, construction and trucking industry. The award-winning HI-eSCR solution has been extensively tested and clinched the European Truck of Year 2013 award for the Iveco Stralis Hi-Way heavy duty on-road truck. Reliability. Confirmed.





Sustainable Efficient Technology



ECOBlue™ HI-eSCR 2 explained

The entire T7 range complies with Stage V emissions standards, which mandate a further 40% reduction of Particulate Matter content compared to previous Tier 4B / Stage 4 regulation. This is achieved thanks to the new HI-eSCR 2 technology developed by FPT Industrial. This innovative after treatment system is a maintenance-free, patented solution that minimizes operating costs.

ECOBlue

HI-eSCR2

The power and efficiency you've come to expect from New Holland.

Your T7 tractor is powered by an ECOBlue™ HI-eSCR 2 (High Efficiency Selective Catalytic Reduction) NEF engine, which has been developed by New Holland's sister company FPT Industrial. These engines, which comply with the even more stringent Stage V emissions norms, offer you four key benefits:

Performance: more power, torque, torque back-up and engine power management whilst maintaining outstanding transient response

Reduced cost of ownership: Longer engine service intervals now upto 750 hours and HI-eSCR 2 maintenance-free after treatment system

Simplicity: The NEF engine features a simple layout that is EGR-free and has been neatly packaged without reducing visibility

Consistency: Same, familiar, operating working conditions as Tier 4B

Sustainability: The Stage V T7 is compatible with 100% HVO, Hydro-Treated Vegetable Oil, a second-generation biofuel



The proof is in the numbers

The five model T7 range produces rated powers that span 140 - 180hp(CV) and with up to an additional 45hp(CV) on demand from EPM technology. Power to weight ratios as high as 26.4kg/hp reduce fuel bills and soil compaction to maintain productivity season after season.

Longer service intervals

Thanks to HI-eSCR 2 technology, the T7's already industry leading service intervals have been extended 25% to 750 hours. In addition, transmission service intervals have also been extended to 1500 hours.

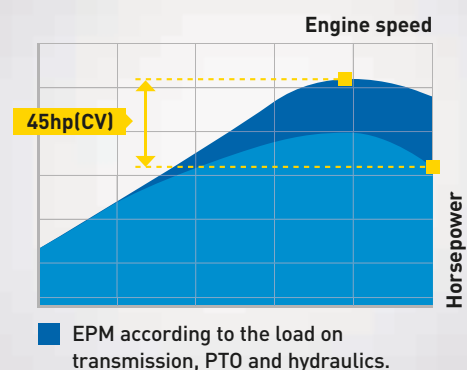
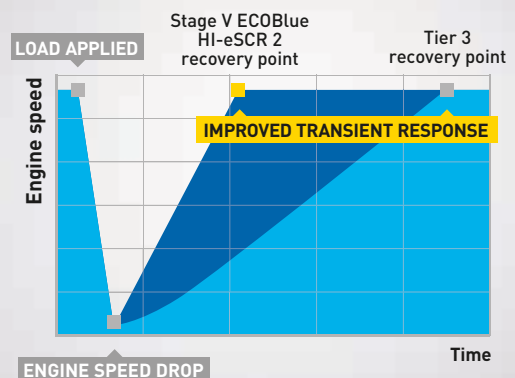
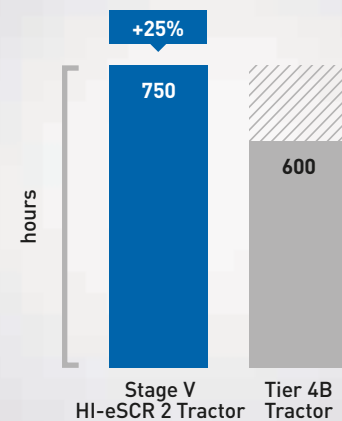
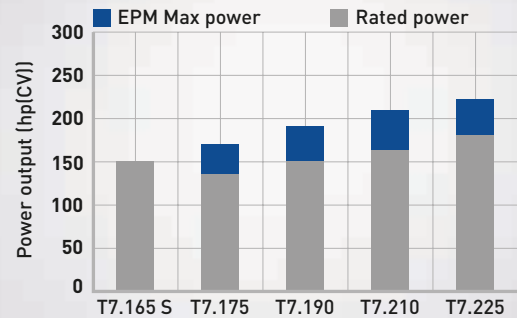
Transport power management

On Range Command™ and Power Command™ models, the transport management function comes as standard. The power curve is flat from 2000rpm through to 2300rpm which means if the tractor comes underload, for example when going up a hill, forward speed remains unchanged. An additional benefit is improved acceleration.

Engine Power Management explained

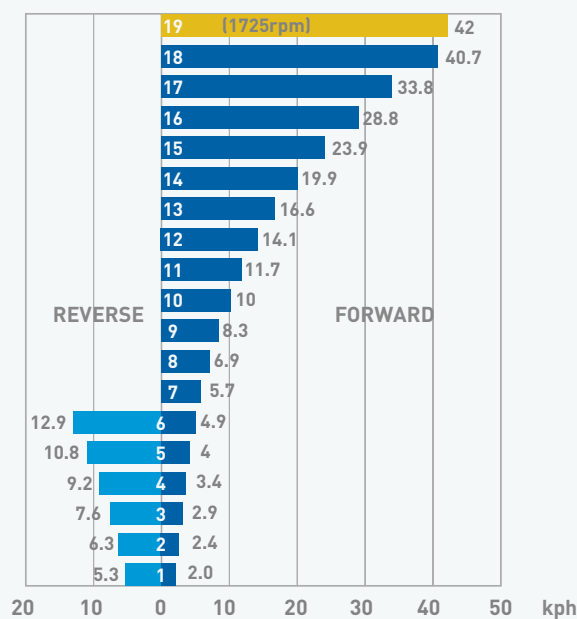
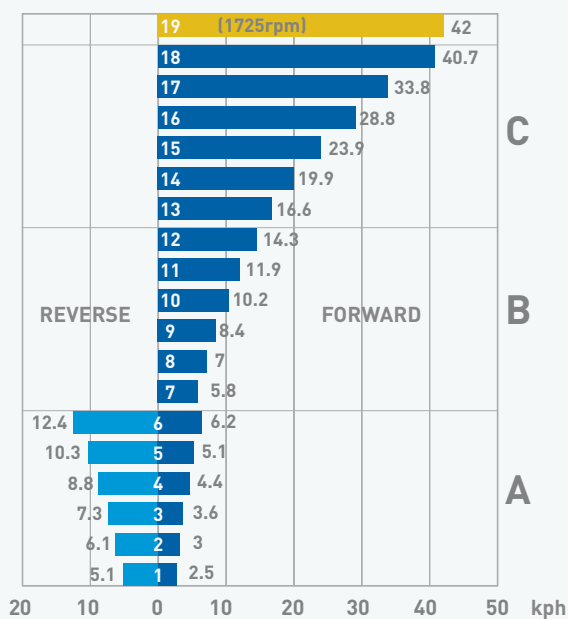
With EPM, the engine develops more power and torque according to the load on the transmission, hydraulics and PTO. On a T7.210 tractor, EPM will deliver up to 45 horsepower extra, but only when it is needed, to maintain performance.

- Rated hp: power produced at rated engine speed
- Max hp: maximum power the engine can develop, in the working range
- Rated EPM hp: power the engine can develop using EPM when conditions allow, at rated speed
- Max EPM hp: Maximum power the engine can develop using EPM when conditions allow, in the working range



Push button simplicity. Years of proven technology.

Range Command is a simple, rugged and well proven transmission. It provides clutch-free gear changes within each working range. It is the ideal choice for general farm applications. Renowned for its legendary robustness and indisputable reliability. Power Command is a full-powershift transmission: you select the gear speed you want by simply pushing up or downshift buttons. In short, it's the most efficient full powershift available today.



Semi-Powershift or Full Powershift

Range Command and Power Command are based around the same gear offering. You can choose between a standard 40kph 18x6 or 28x12 creep speed transmission or opt for an extra high ratio 19x6 or 29x12 'direct drive' alternative. This can deliver either 40kph at a reduced engine speed for economy or a high 50kph transport speed. IntelliShift™ gear change management ensures a seamless powershift between each and every ratio delivering smooth changes all day long.



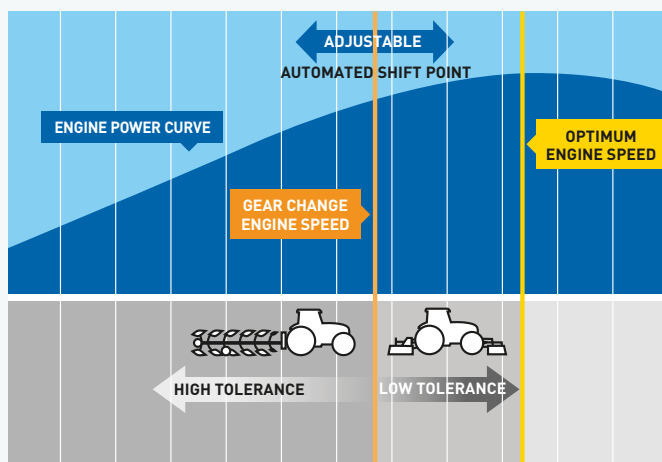
Armrest choice

Range Command and Power Command transmissions can be specified with either Classic or SideWinder™ II armrest. Make your choice depending on your driving and working habits. It will be the right one.



Everything under control

In Power Command models, you can select your desired gear speed by simply pushing up or downshift buttons. The left part of the screen always keeps you informed about the gear currently in operation.



Work together: automation, comfort and productivity

Auto Transport mode simplifies gear changing and reduces operator input during road work. It can even sense if the tractor is being pushed by a loaded trailer and holds the current gear to provide engine braking.

Auto Field manages both the engine speed and transmission to optimize performance and economy in PTO and draft applications.




Ergonomic and smart Powershuttle

You can even regulate the aggressiveness setting with an ergonomically positioned switch and change the setting whilst on the move. Thanks to the innovative memory shuttle system, your T7 will automatically shuttle between your chosen forward and reverse gears. The shuttle can be also programmed to automatically manage transmission shifts during a direction change. By engaging a dedicated position on the shuttle lever, you can activate the optional park brake to secure the tractor when neutral is selected.

Innovative Auto Command™ transmission offers advanced New Holland features.

Designed and built by New Holland over 25,000 multi award-winning Auto Command™ continuously variable transmissions (CVT) have been built. The Auto Command™ transmission benefits from multiple direct drive points with 100% mechanical efficiency. These points have been precision engineered to ensure that they perfectly match the most frequently used speeds during heavy draft work, secondary cultivation activities, high speed in-field work, such as baling or mowing, and high speed transport activities. Advanced double clutch control further enhances efficiency. Quite simply, it is the smoothest and most productive CVT around.



Force based movement enables the operator to change speed and direction. On the ICP there is a switch to alter the response of the speed change. Forward speed can also be controlled using the foot pedal.

Target speed adjustment – set a target speed to match your exact needs. Perfect when moving between fields or when crop yields have altered.

Target speed selection – allows you to change between three target speeds.

4 driving modes to suit your driving style

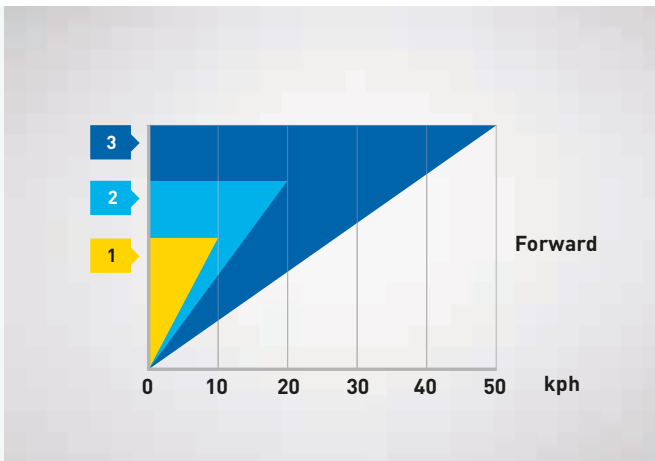
Auto Mode. Once the desired target speed is achieved, Auto Command will match the engine and transmission to maintain it.

Cruise Mode. Cruise Mode allows the operator to achieve a set target speed at the touch of a button, and to maintain the speed for economy and productivity.

Manual Mode. Allows the operator to manually set the required engine and forward speed, independently of each other.

PTO Mode. As soon as the PTO is engaged, Auto Command will operate to achieve a constant engine speed.





Three adjustable target speeds for every need

Auto Command technology allows the operator to set a target speed of between 20m/hr right through to 50km/hr and regulate it to the nearest 0.01kph. No steps. No range changes.



Making the most of available torque

New Holland has developed its Auto Command™ transmissions so they can exploit the low running speed, high torque New Holland engines. With 50kph ECO, the engine can run as low as 1700rpm, significantly reducing fuel consumption.



Active StopStart

A key safety feature of Auto Command is Active StopStart. When the tractor is brought to a standstill, the transmission prevents the tractor moving backwards or forwards. Even with a heavy load. When the transmission takes up drive there is no risk of roll back on steep inclines.



Balancing fuel economy and productivity

When working in Auto and Cruise modes, use the droop control dial, situated to the right of the operator, to limit upper engine speed used to achieve the desired forward speed. The result: you reach target speed at much lower engine revs, saving you fuel. In PTO mode, use droop control to regulate the acceptable reduction in PTO speed before forward speed is reduced.

Improved stability. Faster travel. Better comfort. Greater performance.

Combining the powerful action of Terraglide™ front axle suspension, Comfort Ride™ cab suspension and suspended seat, you can experience a smooth ride, whatever the road or soil conditions, with great benefit in terms of comfort, driving pleasure and reduced fatigue.



CustomSteer™: variable ratio steering

The optional CustomSteer™ function puts you in control of steering wheel inputs. Through the IntelliView™ monitor or via a dedicated switch, you can control just how many turns of the wheel are required to lock-to-lock functionality. If you want to conduct tight turns, say when turning on the headland or when conducting loader work, you can programme the tractor to deliver lock-to-lock turning with anything as few as one complete steering wheel revolution, instead of the standard four. Saving you time and effort.



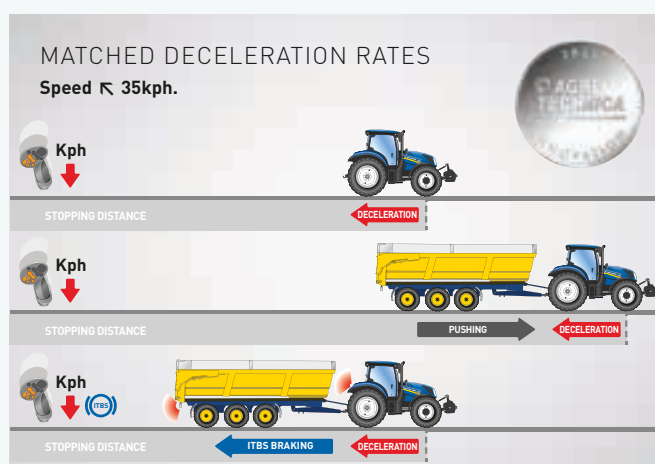
Anti-jack-knifing technology

T7 Auto Command™ models feature technology to counteract jack-knifing, further enhancing safety. When decelerating on a low friction surface, the operator can push the forward shuttle button on the CommandGrip™ handle, locking the transmission. The tractor is then slowed using the brakes only, ensuring that the trailer is also decelerated.



Intelligent Trailer Brakes

When a tractor and trailer are slowed by just the transmission and engine braking alone the momentum of the trailer will push against the tractor. This pushing force can cause instability, which may increase the potential risk of a jack knife situation, especially on steep gradients or low friction surfaces such as icy roads or grassland. The Intelligent Trailer Braking System senses the reduction in the tractor's speed and calculates the deceleration force using a torque sensor within the transmission. An electronically controlled trailer brake valve then automatically applies the trailer brakes to reduce the trailer's speed at the same rate as the tractor. No modifications are required to the trailed equipment.



Terraglide, your comfort and stability partner

For maximum comfort at high transport speeds, choose the Terraglide™ front axle suspension system. How does it work? It cushions the operator from shocks when travelling over uneven surfaces. In the field the advanced suspension system maintains contact between the tyre and the ground to improve traction. It also features anti-dive and anti-squat logic which prevents excessive suspension movement when lifting heavy three point linkage implements. The integrated Comfort Ride™ Cab suspension provides up to a 25% reduction in shock loads reaching the operator. The result? Less fatigue over long working days, as whole body vibrations are significantly reduced.



Advanced traction management

Terralock manages drive to the front axle and engage and release the differential locks automatically. During a headland turn or moving from work to transport, Terralock will unlock the differentials and four wheel drive without operator intervention.



Features to boost your productivity.

Double your productivity with front linkage and PTO. Consume less fuel in less demanding operations with Eco PTO speed. Save time and effort at the headlands with the Headland Turn Sequencing II system: it can record and replay at the simple touch of a button, up to 28 repetitive headland turn operations. And all you have to do is push the button, turn the wheel and drive.



Headland Turn Sequencing II and IntelliTurn™ system: hassle free repeatability

HTS II is available on models fitted with Electro hydraulic remotes. This intuitive system means you can easily record and store all implement sequences and operations at the headland. These can then be played back at the touch of a button. Now, it gets interesting. It's even easier to modify pre-recorded sequences, so when things change, your HTS sequence does as well! If you want the ultimate in turning simplicity, combine this with IntelliTurn, the automated end of row turning functionality, which triggers HTS II when it reaches a preset distance from the headland, two great ways to improve repeatability, efficiency and productivity as well as to reduce fatigue when working over extended periods.



Rear linkage: strong, efficient and powerful

The rear linkage and hydraulics are designed to work with heavy mounted equipment over extended periods and dynamic ride control shock load protection reduces bounce. Fender mounted controls assist when hitching implements. The maximum lift capacity is a massive 8,257kg.



The perfect fit: front linkage and PTO

The optional, fully integrated, factory fitted front linkage and PTO feature a front management system to prevent PTO damage and a fast raise/lower when speed is of the essence.



Advanced PTO operation

Auto PTO can be selected to automatically disengage the PTO as the front or rear linkage is raised above a pre-set position. This protects the PTO shaft and tractor. Speed selection is via a mechanical lever. Three speeds are available.

Hydraulic power to meet your demands.

Hydraulic efficiency is pivotal for the overall performance of the tractor, that's why T7 tractors feature closed centre load sensing hydraulics and all models are fitted with a 113, 140 or 160 litres per minute hydraulic pump. Five rear and three mid mount valves are available, while an ISO power beyond slice can be added where an implement is able to control the oil flow. On the Classic models configurable mechanical remote valves provide the conveniences usually associated with electronic versions and on any T7 you'll know that the variable displacement pump only works on demand, thus reducing fuel consumption.



Electronic or mechanical - you decide

The Classic armrest incorporates mechanical controls for the remote valves. SiderWinder™ II armrest models have electronic controls, with two controls on the CommandGrip™ handle for ease of use. A hydraulic control joystick can be specified. This can be set to operate front or rear valves.





Model		770TL	780TL
Max. lift height	(m)	4.2	4.4
Max. lift capacity	(kg)	2804	2937
T7.165 S*		●	○
T7.175*		●	○
T7.190*		●	○
T7.210*		○	●
T7.225*		○	●

● Recommended ○ Optional * Not compatible with SuperSteer™ front axle

Purpose designed for productivity

Purpose designed New Holland 700TL front loaders are available on T7 tractors. Excellent visibility throughout the entire lift cycle is maintained courtesy of the standard high visibility roof panel for outstanding productivity and operator comfort. Loader intensive operations will specify the optional Active Fast Tip, which fully empties buckets, even of sticky material, with no extra effort. Active Extra Scoop keeps the bucket full throughout the entire lift cycle with an auto-adjusting bucket angle. New Holland 700TL loaders can be specified in two models. Lift capacity range is up to 2937kg and maximum lift height goes up to 4400mm.



Control up to eight remotes

Available on SideWinder™ II tractors, the optional remote valve management system enables the operator to choose which hydraulic remote is operated by the CommandGrip hydraulic control button and which via the armrest paddles. The hydraulic flow and timing for each valve can be simply and individually adjusted via the IntelliView™ touchscreen. All classic armrest models feature four deluxe mechanical rear remote valves. All T7 standard wheelbase models offer three mid-mount valves.

360°: T7.

The T7 range has been designed to spend more time working and less time in the yard. All service points are easy to access, and super long service intervals mean they will spend more time in their working environment.

+25% LONGER SERVICE INTERVALS



Engine oil check and fill points are easy to reach, with no need to lift the hood. This makes routine checks faster and servicing simpler. You will also still be able to enjoy the long 750 hour service intervals that you've come to expect of New Holland.



Will I be able to find AdBlue easily?

The answer is yes! It will be available through CNH Industrial Aftermarket solutions. AdBlue can even be delivered direct to your farm for absolute convenience.



Single piece engine hood opens wide for full service access.

Cab air filter can be easily changed.

Top up the screen wash bottle through the rear window.

Hydraulic oil levels can be viewed via sight glass at the rear of the tractor.

Cooling package opens out to make cleaning faster and easier.

The engine air filter is easy to check, clean or replace, with no need for tools.

The 48 litre AdBlue tank's filler neck is narrower than that of the standard fuel tank, which prevents inadvertent filling with fuel. It only needs to be filled once every two refills of the fuel tank.



Dealer Installed Accessories

A comprehensive range of approved accessories to optimise machine performance, supplied and fitted by your dealer.

New Holland Services.



Finance tailored to your business

CNH Industrial Capital, the financial services company of New Holland, is well established and respected within the agricultural sector. Advice and finance packages tailored to your specific needs are available. With CNH Industrial Capital, you have the peace of mind that comes from dealing with a financing company that specialises in agriculture.

Service Plus – because your peace of mind is priceless

Service Plus programme provides owners of New Holland agricultural machinery with repair services covering your machinery over the Manufacturer's contractual Warranty. Maximum control over operating costs, repairs completed by authorized NH Dealers using NH genuine parts, higher re-sale value of your machine, transferable coverage. You can choose from three levels of coverage:



Silver Cover - Powertrain

- The number of years of the cover: two, three, four or five years
- The number of hours of use (or number of bales for balers)
- Many other options to tailor the programme and meet your expectations

Please refer to your Dealer how to take out a Service Plus contract for your machinery

Gold Cover - Extended

Platinum Cover - Full Repair



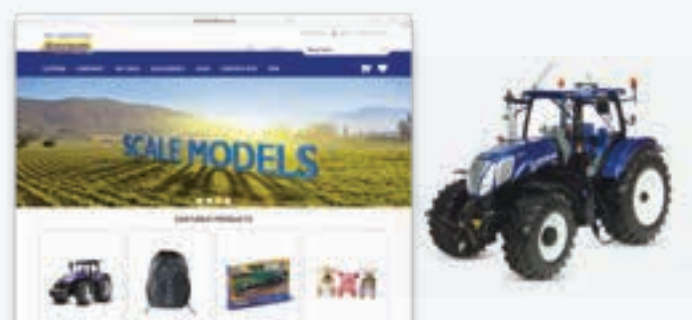
New Holland App

Product apps - iBrochure - NH Weather - NH News - Farm Genius - PLM Calculator - PLM Academy



Trained to give you the best support

Your dedicated New Holland dealer technicians receive regular training updates. These are carried out both through on-line courses as well as intensive classroom sessions. This advanced approach ensures your dealer will always have the skills needed to look after the latest and most advanced New Holland products.




New Holland Style

Want to make New Holland a part of your everyday life? Browse the comprehensive selection on www.newhollandstyle.com. A whole range of items are available including hard wearing work clothing and a vast selection of scale models, together with so much more. New Holland. As individual as you.

Models		T7.165 S	T7.175	T7.190	T7.210	T7.225	
Armrest type		Classic	Classic	SideWinder™ II	Classic	SideWinder™ II	SideWinder™ II
Brakes							
Range and Power Command electronic park brake		○	○	○	○	○	○
Auto Command electronic park brake		-	-	●	-	●	●
Hydraulic trailer brakes		●	●	●	●	●	●
Pneumatic trailer braking system		○	○	○	○	○	○
Auto Command Intelligent Trailer Brake system		-	-	○	-	○	○
PTO							
Auto Soft Start		●	●	●	●	●	●
Engine speed at: 540 / 1000	(rpm)	1969 / 1924	1969 / 1924	1969 / 1924	1969 / 1924	1969 / 1924	1969 / 1924
540 / 540E / 1000	(rpm)	1969 / 1546 / 1893	1969 / 1546 / 1893	1969 / 1546 / 1893	1969 / 1546 / 1893	1969 / 1546 / 1893	1969 / 1546 / 1893
540E / 1000 / 1000E	(rpm)	1592 / 1893 / 1621	1592 / 1893 / 1621	1592 / 1893 / 1621	1592 / 1893 / 1621	1592 / 1893 / 1621	1592 / 1893 / 1621
Auto PTO management		-	○	●	○	●	●
Front PTO (1000rpm)		○	○	○	○	○	○
Cab							
Four pillar 360° Horizon™ cab with FOPS - OECD code 10 level 1		●	●	●	●	●	●
Horizon™ cab category level - EN 15695		2	2	2	2	2	2
High visibility roof hatch - Low roof / High roof		● / ○	- / ○	- / ○	- / ○	- / ○	- / ○
Opening RHS door		●	●	○	●	○	○
Heated front and rear windscreen		-	○	○	○	○	○
Standard Halogen lighting pack - Low roof / Hi roof	x4 / x8	- / x8	- / x8	- / x8	- / x8	- / x8	- / x8
Optional 12, 16, 20**** LED lights	○*****	○	○	○	○	○	○
Comfort seat with seat belt		●	●	●	●	●	●
Dynamic Comfort™ seat with seat belt		-	○	○	○	○	○
Auto Comfort™ Active Climate Control, leather seat with seat belt		-	○	○	○	○	○
Auto Comfort™ Active Climate Control, Blue Power trim with seat belt		-	-	○	-	○	○
Instructors seat with seat belt		○	○	○	○	○	○
Luxury Pack (Leather Steering wheel and carpet)		-	○	○	○	○	○
CommandGrip™ handle		-	-	●	-	●	●
Electronic adjustment of SideWinder™ II armrest		-	-	●	-	●	●
Air conditioning		●	●	●	●	●	●
Automatic climate control		-	○	○	○	○	○
MP3 Bluetooth radio (hands free phone calls)		○	○	○	○	○	○
Telescopic shatterproof mirrors		●	●	●	●	●	●
Wide Angle Telescopic Shatterproof Mirrors		○	○	○	○	○	○
Comfort Ride™ cab suspension		○	○	●	○	●	●
Headland Turn Sequencing I (HTS I) / Headland Turn Sequencing II (HTS II)	● / -	- / ○	- / ○	- / ○	- / ○	- / ○	- / ○
Fender mounted external PTO & linkage controls		○	○	●	○	●	●
Fender mounted external remote valve control		-	-	○	-	○	○
External air line connection		○	○	○	○	○	○
IntelliView™ IV colour monitor with ISO 11783 connector		○	○	●	○	●	●
Dual IntelliView™ IV colour monitor with ISO 11783 connector		-	○	○	-	○	○
Camera connection		-	-	○	-	○	○
IntelliSteer® guidance ready	○*****	○	○	○	○	○	○
IntelliTurn™ with Headland turn sequencing II (HTS II) system		○	-	○	-	○	○
MyPLM®Connect telematics		○	○	○	○	○	○
ISOBUS Class II / ISOBUS Class III with speed control	○ / -	-	- / ○	-	- / ○	-	- / ○
Range and Power Command optimum cab noise level - 77 / 311EEC	[dB(A)]	70	70	70	70	70	70
Auto Command optimum cab noise level - 77 / 311EEC	[dB(A)]	-	69	69	69	69	69
Factory fit rotating beacons (1 / 2)		○	○	○	○	○	○
Weights (Range & Power Command / Auto Command)							
Minimum unballasted / shipping weights							
Standard front axle	(kg)	6400	6300 / 6350	6400 / 6450	6400 / 6450	6400 / 6450	6400 / 6450
Terraglide™ suspended front axle	(kg)	6700	6600 / 6650	6700 / 6750	6700 / 6750	6700 / 6750	6700 / 6750
Max. permissible weight at 50kph (Class 4)	(kg)	10500	10500 / 11500	10500 / 11500	10500 / 11500	10500 / 11500	11500

● Standard ○ Optional - Not available * Developed by FPT Industrial ** Biodiesel blend must fully comply with the latest fuel specification EN14214:2009 and operation is in accordance with operator manual guidelines *** Only 40kph ECO @ 1890rpm on 580/70R42 tyres **** 20 LED lights: 16 LED cab lights + 4 LED hood lights ***** Hi roof only



Dimensions

T7.165 S - T7.225

With rear tyre size*****		520/70R38	650/65R38	650/65R42
A Overall length inc. weight pack and rear linkage	(mm)	5347	5347	5347
B Minimum width	(mm)	2446	2446	2446
C Height at centre of rear axle to top of cab	(mm)	2215	2215	2215
D Overall height	(mm)	3040	3090	3140
E Wheelbase Standard axle	(mm)	2734	2734	2734
Terraglide™ suspended axle	(mm)	2789	2789	2789
SuperSteer™ axle	(mm)	2880	2880	2880
F Track width [min. / max.]	(mm)	1630 / 2234	1734 / 2234	1734 / 2234
G Ground clearance [depends on hitch or tow hook]	(mm)	515	540	565

***** Rear tyres other than those mentioned are available: depending on model, 600/65R38, 580/70R38, 620/70R42, 650/75R38, 710/60R38, 710/70R38, 18.4R38, 20.8R38, 18.4R42, 20.8R42 and 580/70R42

New Holland Top Service: customer support and customer information.



Top Availability

If you need information, or have an out of hours question, ring our toll-free number*. All day, every day, we are just a call away.



Top Speed

Express parts delivery: when you need it, where you need it!



Top Priority

Fast-track solution during the season: because your harvest can't wait!



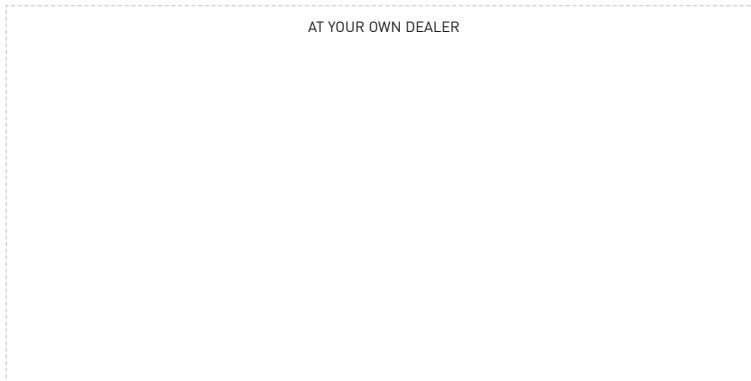
Top Satisfaction

We drive and track the solution you need, keeping you informed: until you are 100% satisfied!



For more details, ask your New Holland dealer!

* Calls to the Top Service team are free from landlines in the United Kingdom and Republic of Ireland. UK-based mobile calls are also free, but Republic of Ireland mobile users should call 01 2421881 and this will be charged at your standard network rate.



www.newholland.com/uk - www.newholland.com/ie

