

CX7 & CX8

CX7.80 | CX7.90 | CX8.70 | CX8.80 | CX8.90



New CX. Tons of versatility.

The New Holland CX range has defined super conventional combine harvesting since its launch in 2001, and almost two decades on, New Holland has decided to redefine harvesting productivity. The CX7 & CX8 range delivers super-sized productivity and has further elevated its already impressive capacity. The all new optional Ultra-Flow™ staggered drum improves threshing performance, with smoother crop flow, quieter operation, reduced fuel consumption and up to 10% capacity increase in heavy rows, swathed rapeseed or laid crops. Added to this are a host of in-cab controls, allowing management of the rotary separator to give 10% higher daily productivity, the sieve opening and chop or swath selection. These new features are in addition to the industry leading technologies of Opti-Speed™ auto-adaptive variable speed strawwalkers for tailored separation excellence, SmartTrax™, Opti-Fan™, Opti-Clean™ and Opti-Spread™ technology. Your harvest is in safe hands.

Super conventional combine design

Today's CX flagship super conventional range has undergone an extensive testing programme in just about every crop and condition possible across the globe. We have tirelessly looked to get the most out of every feature so you can rely on your CX for ultimate productivity.



CX7 & CX8: the ultimate super conventional combines

The five model CX7 and CX8 range features the world's highest capacity conventional combine. Choose between five or six strawwalkers and a range of options to suit your operation.



Models	Grain header cutting width (m)	Maize headers Number of rows	Max. Power (hp)	Number of Strawwalkers	Grain tank capacity (L)
CX7.80	4.57 - 9.15	5 / 6 / 8	340	5	9000
CX7.90	4.88 - 9.15	6 / 8 / 12	374	5	10000
CX8.70	5.18 - 10.67	6 / 8 / 12	374	6	11500
CX8.80	6.10 - 12.50	6 / 8 / 12	415	6	11500
CX8.90	6.10 - 12.50	6 / 8 / 12	460	6	12500



CX7 & CX8 range.

Outstanding capacity

The CX7 & CX8 range fully lives up to its title as the world's most powerful conventional combine, with up to 460hp on tap. The new, optional Ultra-Flow™ staggered drum improves threshing performance, with smoother crop flow, quieter operation, reduced fuel consumption and 10% higher capacity in rape seed. The enlarged grain tank, up to 12,500 litres, and increased unloading speed enhance autonomy and harvesting flexibility. Unique in the industry Opti-Speed™ auto adaptive variable speed strawwalkers tailor separation to the individual crop, and offer up to 10% more capacity. Super capacity. Super-sized productivity.

Superior harvest quality

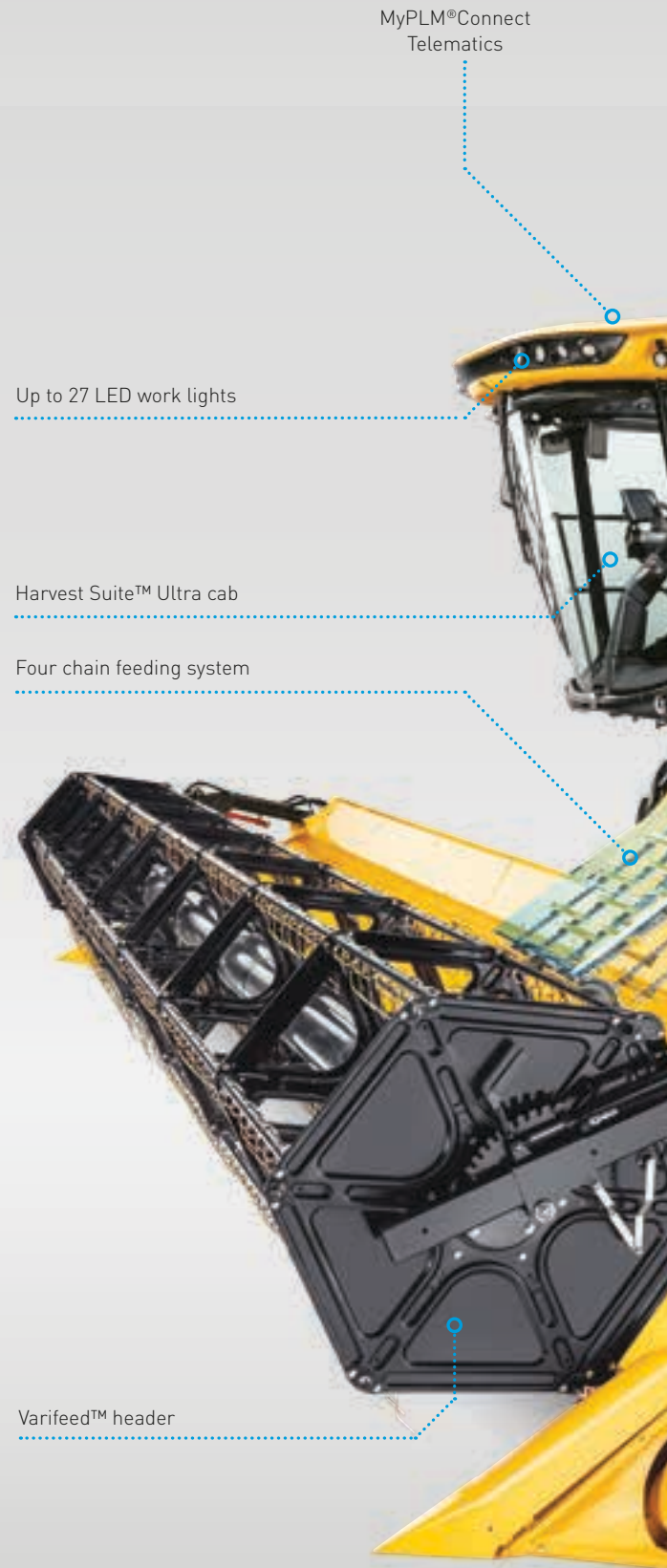
The gentle threshing action from New Holland's four drum threshing system gently, yet thoroughly, threshes each and every ear, while preserving straw quality. New in-cab controls manage the rotary separator, the sieve opening and the chopping/swathing selection. The powerful combination of Opti-Clean™ and Opti-Fan™ technology delivers clean grain, and has enhanced cleaning efficiency by up to 20%. Super quality. Super-sized consistency.

Lower operating costs

The CX range benefits from industry leading technology for emissions compliance. The entire CX range is fitted with ECOBlue™ HI-eSCR 2 technology to comply with the most stringent Stage V emissions regulations to date and maintains the outstanding performance you've come to expect of the CX range. When combined with long, 600 hour service intervals, and the SmartTrax™ system for reduced soil compaction, more money stays in your pocket.

Absolute driving pleasure

The Harvest Suite™ Ultra cab has been designed to deliver ultimate harvesting comfort and ergonomics. The larger, 3.7m³ cab with 6.3m² of glass, almost 7% more than previous models, means more space and more glass add up to more comfortable and more precise harvesting. At 73dB(A) it is still the quietest cab on the market. The 26.4cm ultra-wide IntelliView™ IV colour touchscreen monitor can be positioned on the ideal viewing arc for every operator. If you are a night time harvester, the LED Lighting package enables true, 24 hour productivity. This is all combined with a new, automotive inspired interior.



MyPLM®Connect
Telematics

Up to 27 LED work lights

Harvest Suite™ Ultra cab

Four chain feeding system

Varifeed™ header



Up to 12,500 litre grain tank

Four drum technology including new optional Ultra-Flow™ staggered drum design

Opti-Speed™ technology

Up to 460hp Cursor engine with ECOBlue™ HI-eSCR 2 Stage V technology

Self Levelling Cleaning Shoe

Opti-Spread™ system

Opti-Clean™ system

Opti-Fan™ technology

SmartTrax™ with Flex technology or SmartTrax™ with Terraglide™ suspension available

A history of modern combining by New Holland.

- 1952:** Europe's first self-propelled conventional combine harvester rolled off the Zedelgem production line. The face of harvesting changed forever.
- 1955:** In the early days of self-propelled combining, farmers needed small units, and the M73 satisfied their requirements, with a threshing drum of just 73cm. The only ever combine with a sub one metre drum.
- 1958:** The M103 set new productivity records, with throughout of up to 7 tonnes per hour. Another impressive number: 27,510 M103s rolled off the production line in just under a decade.
- 1963:** M140 was the first "modern" combine. Operator comfort and grain tank size were of prime importance. In order to increase productivity it was the first model with a 1.25m diameter drum and boasted five strawwalkers.
- 1970:** Another harvesting revolution occurred: the advent of the rotary separator on the 1550 range. Forty years on, this technology is still used in flagship conventional combines today.
- 1977:** 8000 series was the first to benefit from six strawwalker technology. Cab comfort, a reversible auger drive, Roto-Thresher™ for processing trailings and a double cascade cleaning shoe significantly upped the performance stakes.
- 1986:** The TX30 range was designed for professional harvesting operations. Outstanding visibility was coupled with improved harvesting autonomy and intuitive monitors for outstanding harvesting performance.
- 1994:** The TX60 developed up to 325hp and could be equipped with a mighty 9.14 metre header with lateral float technology.



Built in Zedelgem

The flagship CX7 & CX8 models are built in Zedelgem, Belgium, home to New Holland's Centre of Global Harvesting Excellence. It was here, over 100 years ago, that Leon Claeys built his very first threshing machine that revolutionised the way farmers harvested. Zedelgem is synonymous with harvesting firsts, in 1952 it produced the first European self-propelled combine harvester. Today, yellow blooded engineers are committed to developing the next generation of harvesting products. The sophisticated product development process and the extensive knowledge of a dedicated workforce of a World Class Manufacturing facility ensure the CX7 & CX8 range, together with all flagship harvesting products, the CR Twin Rotor™ combine, BigBaler Large square balers and FR forage harvester, continues to set the benchmark in harvesting.

2001: The sleek lines of the CX700 and CX800 range were first unveiled. The benchmark Harvest Suite™ cab was an immediate hit thanks to outstanding visibility and ergonomic excellence and this range was the first to offer PLM compatibility.

2007: The CX8000 range made fingertip harvesting possible with the introduction of the IntelliView™ II monitor alongside Tier 3 engines.

2010: The introduction of ECOBlue™ SCR technology delivered a mighty 10% reduction in fuel consumption.

2013: Opti-Speed™ auto adaptive variable speed strawwalkers are introduced on the CX7000 and CX8000 Elevation range. Tailored separation performance further enhances harvesting quality and productivity.

2015: The CX7 & CX8 range celebrates 15 years of super conventional harvesting excellence with the introduction of the benchmark Harvest Suite™ Ultra cab.

2019: Introduction of ECOBlue™ HI-eSCR 2 technology for Stage V compliance.

2020: Launch of the new CX range with all new, optional Ultra-Flow™ staggered threshing drum technology which enhances capacity, reduces fuel consumption and blockages and makes for quieter harvesting.

1994




2001



2007



2010



2013



2015



2019



Leading from the front.

New Holland knows that the harvesting process starts with the crop. How it enters the machine will determine the quality of the harvest, therefore, a vast range of grain headers to suit every type of crop and farm have been developed and built in-house to suit your needs. Headers are available in widths ranging from 4.57 - 12.50 metres and in a wide range of configurations that can be tailored to match your requirements.

Grain headers		CX7.80	CX7.90	CX8.70	CX8.80	CX8.90
High-Capacity grain header cutting width	(m)	4.57 - 7.32	5.18 - 7.32	5.18 - 9.15	6.10 - 9.15	6.10 - 9.15
Varifeed™ grain header cutting width	(m)	4.88 - 9.15	4.88 - 9.15	6.70 - 10.67	6.70 - 12.50	6.70 - 12.50
Superflex headers cutting width	(m)	6.10 - 7.32	6.10 - 9.15	6.10 - 10.67	6.10 - 10.67	6.10 - 10.67
Rice headers cutting width	(m)	5.18 - 7.32	5.18 - 7.32	5.18 - 7.32	5.18 - 7.32	5.18 - 7.32



Varifeed™ grain headers: adapt to all types of crop

- Varifeed™ header guarantees optimum harvesting quality and a uniform cut in fields of different crop heights
- Knives can be adjusted by a full 575mm in their fore-aft position for ideal feeding
- 660mm diameter auger with deep flights provides fast, smooth feeding
- Adjustable retracting fingers between each auger flight move the crop down and under the auger, for smooth, continuous feeding



For high field speeds: High Capacity headers

- High Capacity header has a large reel diameter and easy reel adjustments
- High speed knife and retractable feed auger fingers offer high field speed and ensure consistent feeding
- High Capacity rice header is available, featuring 50% thicker auger flights, which have been coated with Hardox to reduce wear



Flexibility for guaranteed harvesting efficiency

- The Superflex header is the default choice for undulating terrain
- The knife bed can flex a full 110mm in uneven fields to ensure a close cut and uniform stubble height
- The full-floating auger with deep flights provides fast, smooth feeding even in the heaviest crops
- Precise feeding and processing are a given with 1150 cuts per minute and the cab-based hydraulic fore and aft reel adjustment
- A pre-set ratio can be maintained between reel speed and ground speed, so that when ground speed changes consistent feeding is guaranteed



Fully integrated rapeseed knives

- Optional 18 teeth rapeseed knives can be quickly fitted to the Varifeed™ header
- Controlled through the IntelliView™ IV colour touchscreen monitor, they guarantee more efficient rapeseed harvesting
- When not required, they can be stored in the dedicated bracket on board the header



Automatic Header Height Control

The advanced Automatic Header Height Control system is available in three operational modes:

- Compensation Mode uses a pre-established ground contact pressure that is hydraulically maintained to ensure efficient harvesting of laying or low growing crops such as peas and beans
- Automatic Stubble Height Control maintains a pre-set stubble height by using sensors located on the underside of the header together with the hydraulic header control cylinders
- The Autofloat™ III system uses a combination of sensors that ensures even better ground following in uneven terrain and has a quicker response time to automatically adjust its position hydraulically to maintain uniform stubble height and to prevent the header digging into the ground

The next level in header productivity.

Welcome to the world of the most productive draper headers. These headers are perfectly at home harvesting on the vast prairies of North America, Australia, Brazil and South Africa and deliver equally impressive performance in Europe's fields that stretch as far as the eye can see. These giants of the header world guarantee the highest throughput, right across the entire length of the cutterbar, slicing through all crops, including those which have been wide sown, such as soya beans. They are the ideal match for the CX flagship combine range.

Draper headers		CX7.80	CX7.90	CX8.70	CX8.80	CX8.90
8200 draper header	(m)	9.15	9.15	9.15 - 10.67	9.15 - 12.50	9.15 - 13.70
8600 Superflex draper header	(m)	9.15	9.15	9.15 - 10.67	9.15 - 12.50	9.15 - 13.70

Even feeding across the entire header

- The six bar New Holland-designed cam reel smoothly feeds the crop to the cutterbar and draper belts
- A single belt is used on all header widths to improve crop traction and feeding efficiency
- An optional large diameter compression auger runs the entire length of the header positively forcing crop down for even feeding
- Especially helpful in high volume direct cut crops, this system features two augers which are positioned parallel to the header frame
- For customers who operate extensively in rice fields, 9.15 and 10.67 metre variants are available





Rigid draper headers

- Rigid draper headers are the ideal choice when working on large broad acre farms
- The standard header height control system features four sensors mounted underneath the header table
- The system works in tandem with standard gauge wheels on all models except the 9.15 metre variant to maintain a uniform cutting height
- The headers can be tilted four degrees forward and three degrees rearward from the cab to manage gentle inclines or laid crops



Superflex draper headers

- If you want to maintain uniform cutting performance when working across the widest cutting widths in uneven terrain, then the Superflex draper is for you
- The exclusive and patented rubber spring flotation system can be quickly and simply manually adjusted to ensure it always follows the ground contours
- The torsion of each spring on the floor supports can be individually modified to adjust the flotation or to compensate for any unevenness in the cutterbar
- For the most demanding operations there is the optional hydraulic flotation system. This enables operators to make on-the-go adjustments from the cab



SynchroKnife™ technology: uniform, comfortable harvesting

- Designed with draper headers in mind, award-winning SynchroKnife™ technology features a single, centrally mounted gearbox with double knife drive
- This ensures perfect lateral weight distribution for more uniform stubble height, as well as significantly reducing knife stress and vibration for increased reliability and reduced down-time
- Located under the header floor, the edge of the uncut crop is now fully protected from potential snagging caused by bulky side-mounted knife drive gearboxes



Efficient reverser

- The efficient reverser is particularly useful when working in matted or uneven crop, where large wedges can block the feeder
- To maintain productivity, the cutterbar and centre drapers have been designed for compatibility with a reverser function to assist blockage removal
- After the reversing process, the side draper engagement is delayed for a period of time to allow the centre deck to clean itself

A perfect match.

New Holland has developed a maize header line-up which has been engineered by design to perfectly match the CX7 & CX8 operating profile. Following extensive field testing, both the rigid and flipup versions deliver improved harvesting productivity and reliability.

Maize header	CX7.80	CX7.90	CX8.70	CX8.80	CX8.90
Number of rows flip-up maize headers	6 - 8	6 - 8	6 - 8	6 - 8	6 - 8
Number of rows rigid maize headers	5 - 8	6 - 12	6 - 12	6 - 12	6 - 12



Modern maize headers for modern maize farming

- Upgraded maize header line-up satisfies the demands to boost productivity and harvesting efficiency
- Shorter points better follow ground contours to prevent 'run-down' of valuable crops
- The gills direct any loose kernels to the back to the header reducing waste
- The replaceable wear strips extend the headers lifespan and all points flip up on self-supporting gas struts for easy cleaning and maintenance



Flip-up or rigid: the choice is yours

- Rigid headers are available in 6, 8 and 12 row versions
- Flip-up versions are perfect for transport intensive operations and the 6 and 8 row variants fold within 3.5m

Stalk stomper tyre protection

- Optional Stalk Stomper kit is available for fixed or flip-up maize headers
- Tyre & track wear is reduced when harvesting maize by flattening the stubble in front of the wheels



Best-in-class stalk chopping

- Integrated stalk choppers can be fitted, perfect for minimum or zero tillage operations
- Maximum flexibility is guaranteed thanks to individual row engagement
- Widely accepted as the "best-in-class" by New Holland customers



Dependable operation

- All New Holland maize headers are designed for top harvesting performance in all crop conditions
- The stalk rolls have four knives for aggressive pulling down of any size stalks
- The deck plates are electronically adjustable from the cab to adapt to changing stalk and cob size
- Optional rotary dividers further enhance crop intake in laid maize crops






Enhanced feeding for more efficient harvesting.

The CX7 & CX8 feeding system has been significantly upgraded to enhance its operation. The feeder now features four chains with connecting slats for improved, continuous crop flow. The elevator is exactly the same width as the main threshing drum for continuous even flow, which prevents bunching, for more efficient throughput. In order to ensure the CX7 & CX8 voracious appetite is satisfied, the speed of the feed elevator has been increased by 5% and now tops 575rpm. Furthermore, the reinforced drives, construction and front face of the cradle have been strengthened to process the largest volumes of harvested crop from the 12.50 metre Varifeed headers.

Even flow

- A heavy duty, 4 chain elevator, evenly feeds the CX's drum
- A roller mounted mid-way along the elevator exerts more pressure on the crop to help feed in difficult damp or green straw conditions, maintaining output in the harshest of harvests



Non-stop stone protection

- The stone protection system simply knocks the stones into a dedicated trap before they reach the threshing drum
- The trap can be emptied using an easy to reach lever
- This system protects the combine and ensures crop purity
- A sensor on the IntelliView™ IV colour touchscreen monitor indicates when the stone trap is open



Unblocking in a matter of seconds

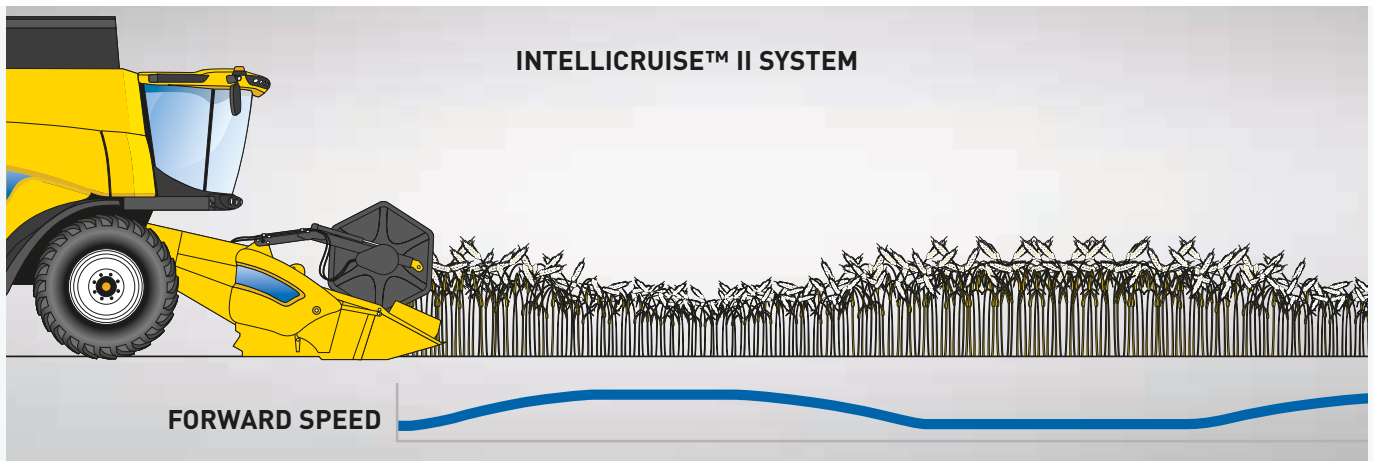
- Header blockages are instantly cleared by the hydraulic reversing system
- The entire header and elevator can be 'rocked' backwards and forwards to effectively unblock the machine



Intelligent Operation.

Productive harvesting is a skilled activity which can take many seasons to learn. New Holland has developed technologies which assist operators in assuring efficient and productive harvesting when working in fields with variable yields. IntelliCruise™ II technology uses a range of sensors to automatically optimise the CX's performance.





Tailored cruising modes

Operators can select from three different driving strategies for the new IntelliCruise™ II feature:

Maximum capacity. When working against tight weather windows, or when optimising contracting performance, the maximum capacity setting can be selected. This ensures that the combine's ground speed is set to make full use of the engine potential, causing it to run at maximum load.

Fixed throughput. To maintain uniform combine performance, the fixed throughput setting has been developed. This mode varies the groundspeed to maintain a set flow rate.

Limited loss. Every grain counts. For operations which prize minimal losses, a specific setting has been engineered, so as to control groundspeed to ensure losses do not exceed a pre-determined limit.




Best-in-class threshing performance.

Threshing is key when it comes to making every grain count. Thanks to the four drum technology gentle, yet efficient threshing is guaranteed. The huge threshing drum featuring a diameter of 750mm, threshes even the toughest ears at an unbeatable rate. The 111° wrap angle enhances separation and also delivers acres of concave space: 1.18m² on six strawwalker models and 0.98m² on five strawwalker variants. Tough on threshing. Gentle on the crop. Your passport to unsurpassed productivity, grain quality and straw quality!

Low speed drum kit

For those operations for which reduced grain damage in corn is paramount, the optional low speed drum kit enables operators to reduce the drum speed for an even lower instance of cracked grain.









Ultra-Flow™ staggered drum for more efficient threshing

New Holland has developed the new Ultra-Flow™ staggered drum option to enhance overall threshing performance. The sectional drum features offset rasp bars which are suitable for all small grains and can be configured to work with maize. This system makes for smoother crop flow, resulting in lower in-cab noise, reduced fuel consumption and a lower instance of blockages. In rape seed capacity is improved by up to 10% and this is delivered within an even more durable package.


Sectional concave: easy to manage, quick to change

- Reducing the rebuilding time from 6 hours to 20 minutes, when switching between crops
- Various concave section combinations can be fitted to match a variety of crop types
- No need to remove the straw elevator

Concave / Drum	Standard drum	Standard drum + cover plates	Ultra-Flow™ staggered drum	Ultra-Flow™ staggered drum + cover plates	Universal drum + Std raspbars	Universal drum + Sp toothbars
						
Cereal	✓	-	✓	-	✓	-
Corn	-	✓	-	-	-	-
Round Bar (Corn)	-	-	-	✓	-	-
Rice	-	-	-	-	-	✓

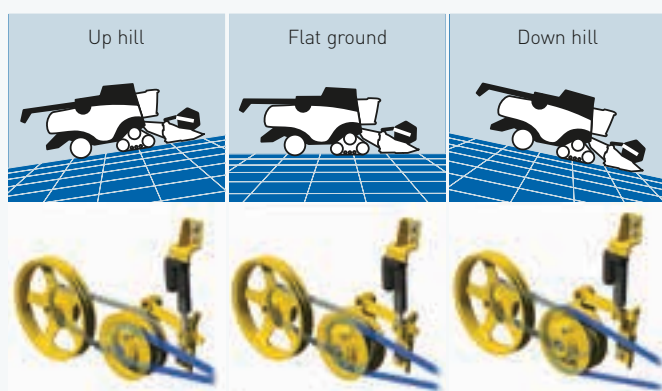
The 750mm main drum can maintain optimal threshing action at low speed to reduce vibrations and to protect the drive line. The high inertia drum is perfect when operating in damp conditions or in uneven crops. The integrated rasp bars rub against the concave to further enhance separation.

The straw flow beater completes the forced separation and directs the crop onto the strawwalkers to complete the separation process.



The beater's serrated teeth prevent mats forming in the crop to improve crop flow in all conditions, especially when harvesting marginal crops at high moisture levels.

New Holland invented the rotary separator to offer farmers tailored threshing performance. The Multi-Thresh™ system enables operators to regulate the distance between the rotary separator and the concave. The shorter the distance, the more vigorous the rubbing for more aggressive separation. For long unbroken straw, the distance is increased. The integrated paddles force more grain through the concaves and deliver numerous direction changes to ensure every last valuable grain makes it into the tank. Furthermore, this system can now be controlled from the comfort of the cab.



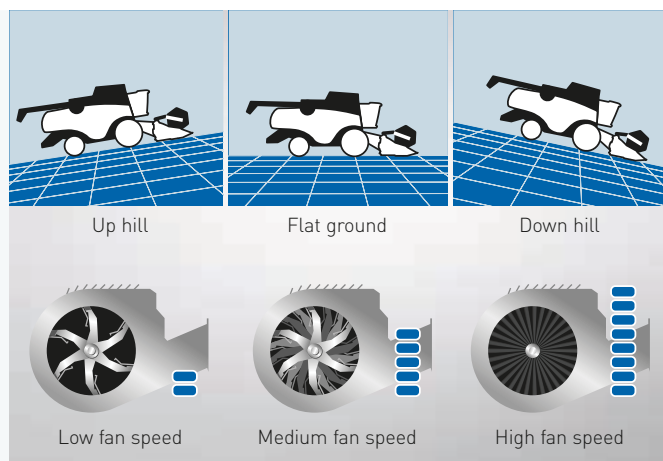
Opti-Speed™ variable speed strawwalkers: a New Holland exclusive

- Standard on all CX combines Opti-Speed™ auto adaptive variable speed strawwalkers deliver up to a 10% productivity improvement
- Choose wheat, maize, rapeseed or rice setting, your CX7 and CX8 will automatically regulate strawwalker speed in relation to the crop selected
- When travelling uphill strawwalker speed reduces to keep every grain inside the machine
- On downward gradients, the speed is increased to prevent clogging and inefficient separation
- The system continually fine tunes the strawwalker speed from 170-240rpm to maintain capacity when working on slopes

Outstanding cleaning performance.

Every farmer knows that clean grain is profitable grain. That is why the CX7 and CX8 delivers the segment's cleanest grain sample. The New Holland exclusive Opti-Speed™ variable speed strawwalker system uses auto-adaptive technology to ensure precision separation of all grains, in all crops and in all conditions. Continual dialogue with the award winning Opti-Clean™ and Opti-Fan™ systems ensure that every grain is a clean grain. Super cleaning performance. The CX7 and CX8 has got it covered.






Gravity defying Opti-Fan™ technology

- Opti-Fan™ system compensates for the gravitational effects on crop material
- Select the desired fan speed on flat ground and the system automatically adjusts it when going up or downhill to maintain cleaning performance
- When travelling on upward slopes the fan slows down to prevent sieve losses
- When tackling downhill gradients fan speed increases to prevent thick material build ups on the sieves



Outstanding cleaning performance

- The standard fixed-cleaning shoe, only available on six strawwalker models, is perfect for operations which harvest predominantly on flat ground
- The optional selflevelling cleaning shoe can be regulated from the comfort of the cab
- The cleaning shoe angle is automatically optimised by up to 17% to neutralise the effects of side slopes and prevent grain banking during headland turns



The cleanest grain for the highest rewards

- Opti-Clean™ system optimises the stroke and throwing angles in the cleaning system and improves cleaning capacity by up to 20%
- The grain pan, pre and top sieves operate independently to optimise the cascade for greater capacity, and the longer sieve stroke and steep throwing angle keep more material airborne, for higher cleaning efficiency
- The opposing motion of the grain pan and bottom sieve to the pre-sieve and the top sieve, reduces overall machine vibrations and increases operator comfort
- The sieve and pre-sieve are remotely adjustable, on the go, from the comfort of the cab

Easy grain pan removal

- Maintaining the aggressiveness of the grain pan steps in difficult crops such as rape seed or maize may require regular cleaning
- The CX grain pan can be easily removed from the front of the machine

Precision airflow

- The CX7 and CX8 range's unique paddle fan design generates the largest volume of air at a constant pressure, which is far superior to competitor alternatives
- The fan has two dedicated openings to direct a powerful stream of air to both the pre and top sieves for guaranteed cleaning performance

High volume grain management.

The 12,500 litre grain tank, which is now produced in New Holland trademark harvesting yellow, on the CX8.90 can hold 9% more grain than the previous model. Electronically folding grain tank covers come as standard and are activated from the comfort of the cab. Further benefits include reduced grain losses when working on steep inclines and grain is also protected during overnight storage. The bubbleup auger evenly distributes grain in the tank and renders air pockets and grain banks a thing of the past.

Grain tank		CX7.80	CX7.90	CX8.70	CX8.80	CX8.90
Folding covers capacity	(l)	9000	10000	11500	11500	12500





Longer, stronger and precise

- The unloading spout has been completely redesigned, and directs the crop in a forward and outward direction for better distribution and a longer unloading distance, which means taller, higher capacity trailers can be used
- All CX7 and CX8 models feature a 1.3m optional unloading auger extension to further increase unloading flexibility
- Unloading speed has increased by 14% which means the largest 12,500 litre grain tank can be emptied in under 2 minutes thanks to a 125 litre/second unloading speed
- The pivoting spout, controlled via the CommandGrip™ multifunction handle, enables operators to precisely direct the crop for uniform trailer filling



Robust option for abrasive crops

- For prolonged operation in abrasive crops such as rice, the CX7 and CX8 can be specified with the 'abrasive option'
- The grain elevator, bubble-up auger and unloading auger are manufactured using heavy-duty materials to withstand prolonged operation




Keep an eye on your grain

- New Holland has designed a 910 x 550mm viewing window in the cab
- You can also keep an eye on the grain tank fill level, which is displayed on the IntelliView™ IV monitor
- A grain flap, accessible from the operator's platform, allows manual sampling

Flexible solutions right for your operation.

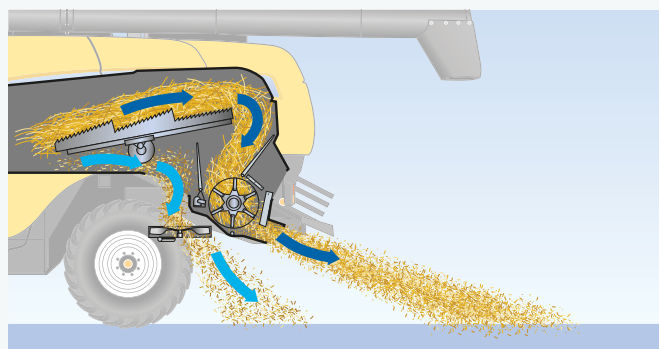
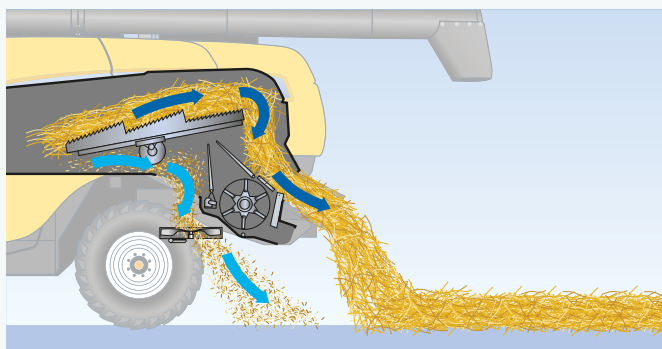
The CX7 & CX8 range offers complete and comprehensive residue management options that can be tailored for different types of crop and cultivation methods. On combines fitted without the Opti-Spread™ system, an optional dedicated button on the right hand side console enables you to switch between chopping and rowing. This is in addition to the traditional mechanical method which entails using a dedicated ergonomic lever. No need for tools. No need to change components. No need to even get out of the cab. Simple. Fast. Typically New Holland.





Opti-Spread™ system: spreading wide. Always.

When using the largest 12.50m Varifeed™ header on the CX, a dedicated and powerful straw spreading system is a must. The optional Opti-Spread™ straw spreader mounted behind the straw chopper easily meets any spreading width requirement. This system has been further enhanced with the addition of Dual-Chop™ technology. All residue passes through a dedicated rake containing razor sharp blades to ensure a superfine chop of all material. This is perfect for minimum or no tillage operations that employ direct cultivation techniques. The Opti-Spread™ system is controlled from the cab, and the two powerful discs can be adjusted to counteract any wind or side-slope impact.



Perfect bales


- The Multi-Thresh™ system guarantees gentle crop handling, maintaining straw structure and minimizing breakages
- The twin-disc chaff spreader can spread the chaff or direct it onto the ground, under the straw to be baled

Spreading wide. Always.

- The Dual-Chop™ system features a rake through which razor sharp blades pass to ensure superfine chopping of all material
- The powerful spreading discs evenly distribute the chopped straw across the entire width of the header
- The new patented twin-disc chaff spreader can spread the chaff across the entire width of the header. The speed of the chaff spreader can be controlled from the cab in response to crop or weather conditions
- Changing between chopping and swathing is managed at the touch of a button

Powerful. Respect. For you. For your farm. For the future.

Through the Clean Energy Leader® strategy, the entire CX range is are fitted with ECOBlue™ HI-eSCR 2 technology to comply with the most stringent Stage V emissions. The proven ECOBlue™ technology uses AdBlue to transform the harmful nitrogen oxides contained in the exhaust gas into harmless water and nitrogen. This after-treatment system is separate from the engine which means the engine only breathes clean, fresh air. What does this mean? Clean running power units that offer improved performance and enhanced fuel economy.



Models	CX7.80	CX7.90	CX8.70	CX8.80	CX8.90
Engine*	FPT Cursor 9*	FPT Cursor 9*	FPT Cursor 9*	FPT Cursor 9*	FPT Cursor 9*
Capacity (cm³)	8700	8700	8700	8700	8700
Compliant with emission regulations	Stage V	Stage V	Stage V	Stage V	Stage V
ECOBBlue™ system (Selective Catalytic Reduction)	HI-eSCR 2	HI-eSCR 2	HI-eSCR 2	HI-eSCR 2	HI-eSCR 2
Injection system	Common Rail	Common Rail	Common Rail	Common Rail	Common Rail
Gross engine power @ 2100rpm [kW/hp(CV)]	225/306	245/333	245/333	275/374	308/420
Maximum engine power @ 2000rpm [kW/hp(CV)]	250/340	275/374	275/374	305/415	338/460
Approved biodiesel blend**	B7	B7	B7	B7	B7

* Developed by FPT Industrial

** Biodiesel blend must fully comply with the latest fuel specification EN14214:2009 and operation is in accordance with operator manual guidelines

More money in your pocket

- The CX range has been engineered to lower your operating costs
- Combines fitted with ECOBlue™ HI-eSCR 2 technology maintain the low fuel consumption of the previous CX Tier 4B range
- During road transport, the engine runs at a mere 1400rpm
- ECOBlue™ HI-eSCR 2 technology is compatible with 7% Biodiesel blends that comply with EN14214:2009 fuel specifications
- Industry-leading 600 hour service intervals combined add to the cost savings



Power saving drivelines

- Overall reliability and low power consumption are the result of proven, direct drivelines and the four-speed hydrostatic transmission
- Positorque variators on the CX7 and CX8 range offer uncomplicated efficient technology providing more power for harvesting when compared to heavy power sapping CVT competitor alternatives



Vast tyre offering and top 40kph transport speed

- Choose the narrowest 710/70R42 tyres to meet strict transport widths and to negotiate narrow gateways
- Massive 1050/50R32 tyres offer unsurpassed floatation performance
- 40kph ECO transport speed and differential lock are available across the range (where legislation allows)



Super tight turning

- The CX7 and CX8 compact design and impressive steering angle, gives it a turning circle of a mere 4.6m
- The 710/60R30 steering tires reduce compaction and improve traction
- The optional four wheel drive variant now features two speeds to tackle the most extreme conditions



SmartTrax. Reduced compaction. Superior comfort.

The SmartTrax™ system has been engineered by design to offer 57% reduced ground pressure thanks to its triangular structure for improved traction and reduced compaction.

The positive lugs on the inner side of the tracks maintain physical contact with the drive wheel for the ultimate in efficient power transmission.


SmartTrax™ with Flex Technology: terrain following excellence

- The entry-level tracks feature the same design as the advanced SmartTrax™ with Terraglide™ suspension technology
- The Flex Technology features two pairs of jointed rollers which can pivot and rotate both laterally and vertically to perfectly follow the ground contours
- Ideal when working on uneven terrain, outstanding traction is guaranteed. This technology enables a top transport speed of 30kph

SmartTrax feature an automatic continuous heavy duty tensioning system which ensures that the correct track tension is always maintained. Moreover, the tensioning system is completely separate from the drive wheel, for ultimate simplicity and reliability.

SmartTrax™ with Terraglide™ suspension: your comfort partner

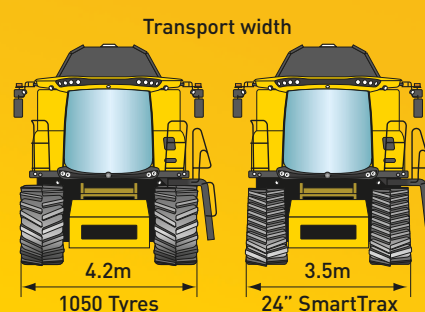
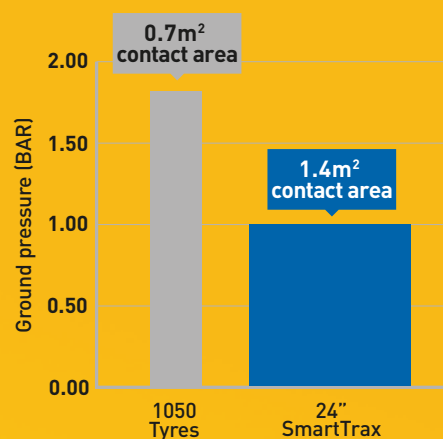
- The SmartTrax™ rubber tracks with Terraglide™ suspension bring New Holland's acclaimed suspension technology to tracks
- Not available on CX7.80 and CX8.70 models, but optional on all other models, they are available in 24", 28.5" and 34" width
- This option enables a top transport speed of 40kph (where permitted)





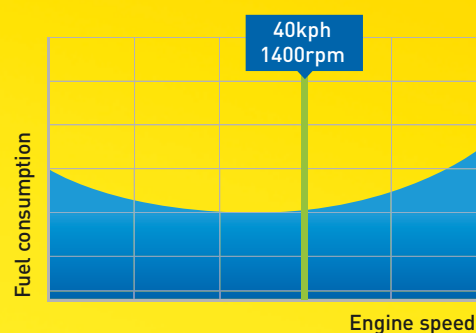
- Two pairs of hydraulic suspended rollers work together to produce a smooth ride and improved transport safety because the rollers oscillate to follow the road camber
- A longer track length offers a larger overall footprint for reduced field compaction

The SmartTrax triangular design, together with the rubber cleats on the outer belt, ensure a positive contact with the soil and unsurpassed traction when working on the steepest slopes or in the wettest or dustiest conditions.



A track to suit your needs

- SmartTrax are available in two widths to suit your operation: standard 24" and for those working in demanding conditions, a 28.5" option is available
- SmartTrax offer your operation numerous benefits including enhanced stability, 100% increase in contact area when compared to tyres, all whilst maintaining manoeuvrability within the 3.5 metre transport width

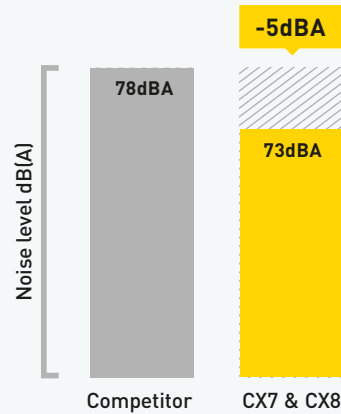


Saving time. Saving fuel.

- With a top transport speed of 40kph at a mere 1400 engine rpm, the CX7 and CX8 range, when fitted with SmartTrax™ with Terraglide™ suspension is the obvious choice for operations looking to enhance productivity
- Enabling more time in the field and less time on the road, significant fuel savings can be made
- Fuel economy is further enhanced by the super low rolling resistance, which offers noticeable savings over competitor solutions

A new benchmark for harvesting comfort.

The CX7 and CX8 range of combines offers you a home away from home during long harvesting days. The Harvest Suite™ Ultra cab is completely new from the floor up and is the fruit of extensive customer consultation. The cab volume has increased to 3.7m³ and boasts 6.3m² of glass, 7% more than previous models. You can enjoy all that space in the peace and quiet of the near silent 73dB(A) cab. The new automotive inspired interior, features an ultramodern dark grey colour scheme, which has been extended to the seat, headliner and armrest.



Stay refreshed on the hottest days

- The large portable fridge under the instructor seat can be easily removed for replenishment
- Air conditioning comes as standard, or upgrade to the optional Automatic Climate Control system which automatically adjusts fan speed to guarantee accurate temperature control



360° panoramic view

- The Harvest Suite™ Ultra cab's wide curved window offers a perfect view
- The floor slopes down into the front windscreen so that you have a clear view of the edge of the header
- Standard electric mirrors present a wide viewing arc to the sides and rear
- Up to three optional viewing cameras can be managed through the IntelliView™ IV monitor, and one has been pre-wired for reversing



A place for everything

- A large compartment behind the operator is perfect for stowing away essential documentation
- A new onboard printer enables operators to print off field data without having to go back to the office

Effortlessly maximising performance.

Intelligent and intuitive automation saves times and enhances harvesting performance. The CommandGrip™ multifunction handle means you can perform a full day of harvesting with minimum fatigue. All key machine and header parameters can be controlled, including header height, reel position and unloading engagement. The right hand console contains less frequently used functions, which are laid out in an ergonomic and logical manner. Machine functions can be analysed at a glance courtesy of the colour IntelliView™ IV monitor.



Unloading auger position
Unloading auger engagement

Emergency Stop
(Header and Unloading)

Reel speed and header reverser direction control

Reel position, Varifeed™ knife or flip-up maize header plus shift button

IntelliSteer® and IntelliCruise™ II engagement

Automatic header height activation

Threshing engagement

Two-speed header lift, lowering system and header lateral movement

Header and feeder engagement



Shift button and ground speed unlock (behind).

Header reverse activation

Opti-Spread™ control

Engine speed

Automatic Crop Settings switch

Automatic header height modes

Header width correction

Vertical side knives left and right engagement

IntelliCruise™ II engagement

Powered rear wheels engagement (two speed)

Electronic park brake

Electronic gear selection



Force based movement enables the operator to change speed and direction.

Wide-screen harvesting

The ultra-wide 26.4cm IntelliView™ IV colour touchscreen monitor is fixed on rollers which can move along an ideal viewing arc so you can position it where you want. This intuitive, colour touchscreen displays and monitors all combine functions and parameters which can be easily adjusted by touching the screen. A second screen can be installed on request and is perfect for IntelliSteer® auto guidance tasks and mapping follow up.



26.4cm wide IntelliView™ touch screen monitor

Variable header / feeder speed adjustment

Road / Field mode

Drum speed control



2 USB charging ports are available.

Reel speed synchronisation

Concave position

IntelliSteer® guidance activation

Open / close grain tank cover

Cleaning fan speed

Grass seed unload

Upper sieve opening

Lower sieve opening



Please, take a seat.

New Holland brings to you the best-in class seat offering, with three different models providing you with a comprehensive choice. All seats benefit from improved cushioning. These firmer, more durable seat cushions provide outstanding comfort whatever the terrain. A standard, full-sized upholstered instructor seat folds down to provide a work surface when not in use.



Leather seat

- The top of the range leather trimmed seat features all the above and extended vertical travel and automatic weight adjustment absorbs the most severe bumps to offer the ultimate in operator comfort and style



Standard seat

- The standard wide cloth trimmed seat provides exceptional features and ensures all operators will stay comfortable throughout the longest harvesting day



Deluxe cloth seat

- The optional deluxe cloth trimmed seat with heating and active ventilation is perfect for the hottest days and the coldest nights, and features fore/aft movement

The most powerful combine lighting package.

The CX7 and CX8 lighting package has raised the lighting bar, and can deliver up to a total of 48,000 lumens. The spread of light has been engineered for maximum visibility of the entire header and the field ahead. You can also get off of your combine in complete safety courtesy of the entrance light, which remains on for 30 seconds after you've switched the combine off.


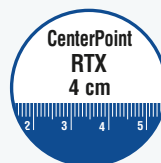
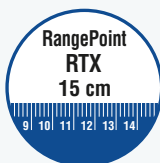


- The CX7 and CX8 lighting package offers up to 27 LED work lights
- A powerful all new LED 'row finder' light is positioned in the centre of the roof, to enable operators to identify individual rows when harvesting at night
- Rear lamps enable operators to monitor residue and two lamps located on the side panel illuminate the rear axle to prevent crushing standing crop and to assist when manoeuvring
- You have the choice between Halogen and LED working lights and an additional long distance LED lighting package is available
- The long distance led lights offer an incredible range of up to 400m

New Holland guidance systems to match your needs.



A full range of guidance solutions are available from New Holland and include manual and assisted guidance. You can even specify your CX7 and CX8 with fully integrated IntelliSteer® auto guidance direct from the factory to start saving money from your first run. Fully compatible with the most accurate RTK correction signals, IntelliSteer can guarantee pass-to-pass and year-to-year accuracy as low as 1-2cm. SmartSteer™ crop edge guidance and automatic row guidance for maize headers are just some of the numerous options which are designed to increase your harvesting efficiency and productivity.



Levels of accuracy and repeatability

New Holland offer multiple levels of accuracy. This enables you to select the right IntelliSteer® system to match your needs and budget. When using RTK correction with IntelliSteer you can enjoy guaranteed year on year repeatability.

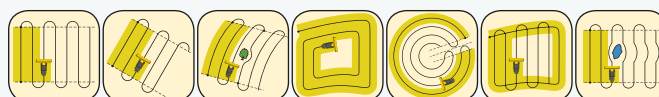
RTK base station

An RTK base station can be used to broadcast a correction signal to achieve a pass to pass accuracy of 1-2cm.



NH 372 receivers

- New Holland 372 antenna receives both DGPS and GLONASS signals and is fully compliant with EGNOS, OmniSTAR, RTX, or RTK correction
- For RTK applications, a slim profile radio is mounted underneath the receiver. The antenna is positioned on the top of the grain tank to improve signal reception



IntelliView™ - visible intelligence

- The ultra-widescreen 26.4cm IntelliView™ IV colour touchscreen monitor can be used to manage the optional IntelliSteer® autoguidance system
- The IntelliView™ monitors enable fingertip programming of a variety of guidance paths, from straight A-B runs to complex adaptive curves
- Settings can be personalised and data transfer is possible using MyPLM®Connect File Transfer and PLM desktop software packages



Maize guidance

- Maize headers can be specified with automatic row guidance to keep the combine perfectly on course
- A new single sensor solution which uses a wishbone style assembly with two independent feeler arms ensures accurate crop positioning feedback is provided to facilitate perpendicular crop entry. The feeler arms are coloured white, to assist when working in low visibility
- The system can be linked to a GPS positioning system, which can distinguish between cut and uncut rows, to facilitate night-time harvesting and advanced harvesting activities such as skip row functionality




SmartSteer™ System

- By scanning the edge between the cut and uncut crop with a laser eye, the SmartSteer™ auto guidance system automatically guarantees the header is always full, and allows the operator to concentrate on other combine functions to maintain maximum performance


Integrated yield and moisture sensing.

The CX7 and CX8 range of combines have been engineered by design with precision farming features right at its very heart. Yield information is continually updated and displayed on the IntelliView™ IV monitor. This data can be stored, downloaded and analysed with MyPLM®Connect telematics precision farming software to establish accurate yields maps. These can be used to fine tune inputs to maximise yields and minimise input costs.



Real time moisture sensing

- New Holland's moisture sensor measures grain moisture in real time
- Samples are taken every 30 seconds and the data is sent to the IntelliView™ IV monitor
- The operator is kept continually informed and can adapt machine parameters accordingly




Yield mapping

- The exclusive patented, high accuracy yield sensor developed by New Holland neutralises the rubbing effect of grain, and is generally recognised as the best in class
- The sensor generates an extremely accurate yield measurements regardless of the variety or the moisture content of the kernel
- Furthermore, calibration is performed just once a season

MyPLM®Connect Telematics: manage your machine from the comfort of your office.

MyPLM®Connect enables you to connect to your CX from the comfort of your office through the utilization of the mobile network. You can stay in touch with your machines at all times, and you can even send and receive real-time information that saves time and enhances productivity. The entry-level MyPLM®Connect Essential package offers the most frequently used features or upgrade to the MyPLM®Connect Professional package for full machine monitoring and control. In short, MyPLM®Connect will help you to reduce your fuel bills and improve fleet management and security in one simple package.



MyNew Holland™

Manage your MyPLM® applications and your entire farm operation, equipment and support through one centralized location. **MyNewHolland.com** provides the infrastructure to connect your farming operation and share information, while using MyPLM®Connect Telematics to manage your fleet logistics, utilization and productivity. Key MyNew Holland™ features include:

- MyPLM®Connect
- MyPLM® Customer Support
- Product guides and manuals
- Warranty documents
- MyPLM® training materials
- Frequently Asked Questions

Real time data recording

New Holland offers a variety of precision farming packages which will enable you to tailor your inputs to reduce your costs and increase your yields. This information is recorded in real time by your machine during working, and it is simply and efficiently transferred for analysis by the computer package from the IntelliView™ IV monitor via the complementary 4GB USB stick, which is large enough to record data from over 600 - 700 harvesting hectares.

360°: CX7 and CX8.

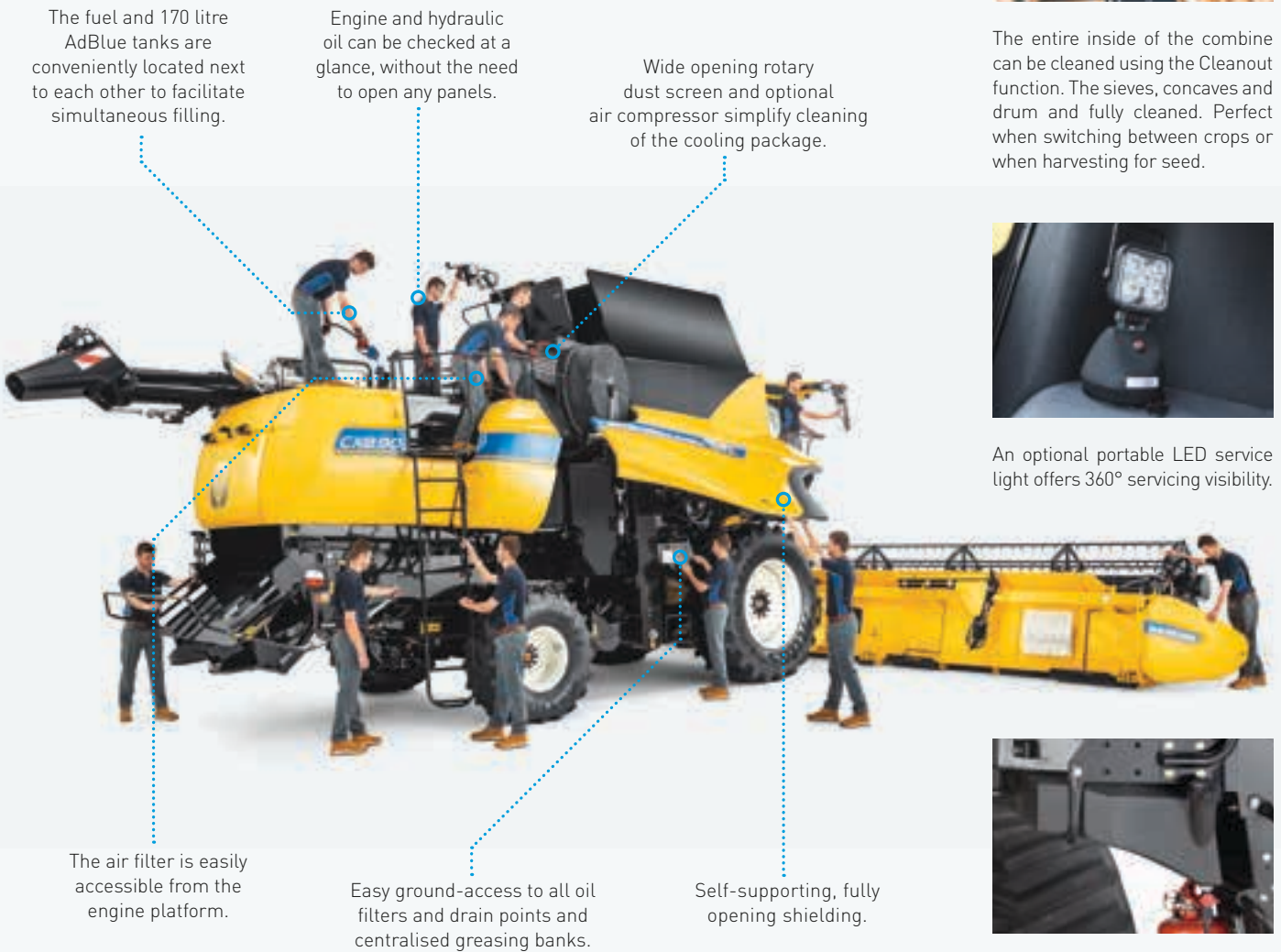
The CX7 and CX8 range has been designed to spend more time working and less time in the yard. After all, we all know how precious time in the field is during short harvesting seasons. All service points are easy to access, and the service intervals are exceptionally long. To ensure optimal lubrication at all working positions, operators can select the variator lube function at the touch of a button.



The entire inside of the combine can be cleaned using the Cleanout function. The sieves, concaves and drum are fully cleaned. Perfect when switching between crops or when harvesting for seed.



An optional portable LED service light offers 360° servicing visibility.



The fuel and 170 litre AdBlue tanks are conveniently located next to each other to facilitate simultaneous filling.

Engine and hydraulic oil can be checked at a glance, without the need to open any panels.

Wide opening rotary dust screen and optional air compressor simplify cleaning of the cooling package.

The air filter is easily accessible from the engine platform.

Easy ground-access to all oil filters and drain points and centralised greasing banks.

Self-supporting, fully opening shielding.



The integrated water tank is placed ideally for washing hands before cab entry.



Dealer Installed Accessories

A comprehensive range of approved accessories can be supplied and fitted by your dealer.

New Holland Services.



Finance tailored to your business

CNH Industrial Capital, the financial services company of New Holland, is well established and respected within the agricultural sector. Advice and finance packages tailored to your specific needs are available. With CNH Industrial Capital, you have the peace of mind that comes from dealing with a financing company that specialises in agriculture.

Service Plus – because your peace of mind is priceless

Service Plus programme provides owners of New Holland agricultural machinery with repair services covering your machinery over the Manufacturer's contractual Warranty. Maximum control over operating costs, repairs completed by authorized NH Dealers using NH genuine parts, higher re-sale value of your machine, transferable coverage. You can choose from three levels of coverage:



Silver Cover - Powertrain

- The number of years of the cover: two, three, four or five years
- The number of hours of use (or number of bales for balers)
- Many other options to tailor the programme and meet your expectations

Please refer to your Dealer how to take out a Service Plus contract for your machinery

Gold Cover - Extended

Platinum Cover - Full Repair



New Holland App

Product apps - iBrochure - NH Weather - NH News - Farm Genius - PLM Calculator - PLM Academy



Trained to give you the best support

Your dedicated New Holland dealer technicians receive regular training updates. These are carried out both through on-line courses as well as intensive classroom sessions. This advanced approach ensures your dealer will always have the skills needed to look after the latest and most advanced New Holland products.



New Holland Style

Want to make New Holland a part of your everyday life? Browse the comprehensive selection on www.newhollandstyle.com. A whole range of items are available including hard wearing work clothing and a vast selection of scale models, together with so much more. New Holland. As individual as you.

Models		CX7.80	CX7.90	CX8.70	CX8.80	CX8.90
Grain header						
Cutting width: High-Capacity grain header	(m)	4.57 - 7.32	5.18 - 7.32	5.18 - 9.15	6.10 - 9.15	6.10 - 9.15
Varifeed™ grain header	(m)	4.88 - 9.15	4.88 - 9.15	6.70 - 10.67	6.70 - 12.50	6.70 - 12.50
Superflex header	(m)	6.10 - 7.32	6.10 - 9.15	6.10 - 10.67	6.10 - 10.67	6.10 - 10.67
8200 draper header	(m)	9.15	9.15	9.15 - 10.67	9.15 - 12.50	9.15 - 13.70
8600 Superflex draper header	(m)	9.15	9.15	9.15 - 10.67	9.15 - 12.50	9.15 - 13.70
Knife speed Standard	(cuts/min.)	1150	1150	1150	1150	1150
Varifeed grain header	(cuts/min.)	1300	1300	1300	1300	1300
Spare knife and spare bolted knife sections		●	●	●	●	●
Feeding auger with full-width retractable fingers		●	●	●	●	●
Reel diameter	(m)	1.07	1.07	1.07	1.07	1.07
Electro-hydraulic reel position adjustment		●	●	●	●	●
Automatic reel speed synchronisation to forward speed		●	●	●	●	●
Hydraulic quick coupler (single location)		●	●	●	●	●
Maize headers						
Number of rows flip-up maize headers		6 - 8	6 - 8	6 - 8	6 - 8	6 - 8
Number of rows rigid maize headers		5 - 8	6 - 12	6 - 12	6 - 12	6 - 12
Integrated stalk choppers		○	○	○	○	○
Rotary dividers		○	○	○	○	○
Header control systems						
Automatic stubble height control		Automatic	Automatic	Automatic	Automatic	Automatic
Compensation mode		●	●	●	●	●
Autofloat™ III system		●	●	●	●	●
Straw elevator						
Number of chains		3	3	4	4	4
Power Reverse hydraulic header and elevator reverser		Hydraulic	Hydraulic	Hydraulic	Hydraulic	Hydraulic
Lateral flotation		●	●	●	●	●
Front face adjustment		○	○	○	○	○
Harvest Suite™ Ultra cab glass area						
	(m²)	6.3	6.3	6.3	6.3	6.3
Cab category level - EN 15695		2	2	2	2	2
Halogen working lighting pack		○	○	○	○	○
LED working lighting pack		○	○	○	○	○
LED long distance lights		○	○	○	○	○
Standard cloth trimmed seat with air-suspension		●	●	●	●	●
Deluxe cloth trimmed heated air-suspension seat with Active Ventilation		○	○	○	○	○
Leather trimmed heated air-suspension seat with Active Ventilation		○	○	○	○	○
Instructor seat		●	●	●	●	●
Leather Steering wheel		○	○	○	○	○
CommandGrip™ handle		●	●	●	●	●
IntelliView™ IV monitor with adjustable position		●	●	●	●	●
2 nd IntelliView™ IV monitor		○	○	○	○	○
Wide Angle Shatterproof Mirrors		●	●	●	●	●
3 viewing cameras		○	○	○	○	○
ACS (Automatic Crop Settings)		●	●	●	●	●
Air-conditioning and coolbox		●	●	●	●	●
Automatic climate control		○	○	○	○	○
Heating		○	○	○	○	○
Heated floor mat		○	○	○	○	○
Removable fridge		●	●	●	●	●
MP3 Bluetooth radio (hands free phone calls)		○	○	○	○	○
2 x USB charging ports		●	●	●	●	●
4 speaker system		●	●	●	●	●
Optimum Cab Noise level - 77/311EEC	[dB(A)]	73	73	73	73	73
New Holland Precision Land Management systems						
MyPLM® Connect Telematics						
		○	○	○	○	○
Guidance systems						
SmartSteer™ automatic guidance system		○	○	○	○	○
IntelliSteer® ready automatic guidance system		○	○	○	○	○
IntelliCruise™ II system		○	○	○	○	○
Automatic row guidance system for maize headers		○	○	○	○	○
Precision farming						
Moisture measuring		○	○	○	○	○
Yield measuring and moisture measuring		○	○	○	○	○
Full Precision farming package including:						
Yield measuring and moisture measuring, DGPS yield mapping		○	○	○	○	○
PLM® Desktop software and software support service		○	○	○	○	○
Threshing drum						
Width	(m)	1.3	1.3	1.56	1.56	1.56
Diameter	(m)	0.75	0.75	0.75	0.75	0.75
Standard type / Universal type / Ultra-Flow™ staggered type		● / ○ / ○	● / ○ / ○	● / ○ / ○	● / ○ / ○	● / ○ / ○
Number of bars		10	10	10	10	10
Speed range	(rpm)	305 - 905	305 - 905	305 - 905	305 - 905	305 - 905
Low speed drum kit		○	○	○	○	○
Drum concave						
Sectional Concaves		○	○	○	○	○
Area	(m²)	0.98	0.98	1.18	1.18	1.18
Number of bars		16	16	16	16	16
Wrap angle	(degrees)	111	111	111	111	111
Beater						
Four paddle and four teeth drum diameter	(m)	0.475	0.475	0.475	0.475	0.475
Beater concave area	(m²)	0.24	0.24	0.29	0.29	0.29
Rotary Separator						
Diameter	(m)	0.72	0.72	0.72	0.72	0.72
Speed	(rpm)	387 / 700	387 / 700	387 / 700	387 / 700	387 / 700
Quick speed change without tools		●	●	●	●	●
Concave area (including rake)	(m²)	0.78	0.78	0.93	0.93	0.93
Multi-Thresh™ system		●	●	●	●	●
Total powered separation area	(m²)	2.11	2.11	2.54	2.54	2.54
Straw Flow™ beater		●	●	●	●	●
Remote control Rotary Separator position setting		●	●	●	●	●

Models		CX7.80	CX7.90	CX8.70	CX8.80	CX8.90
Strawwalkers						
Number		5	5	6	6	6
Opti-Speed™ variable strawwalkers		●	●	●	●	●
Separation area	[m²]	4.94	4.94	5.93	5.93	5.93
Cleaning						
Self-levelling cleaning shoe		○	○	○	○	○
Opti-Clean™ cleaning system		●	●	●	●	●
Grain pan removable from front		●	●	●	●	●
Pre-cleaning system		●	●	●	●	●
Total sieve area under wind control	[m²]	5.4	5.4	6.5	6.5	6.5
Remote control sieve and presieve setting		●	●	●	●	●
Cleaning fan						
Opti-Fan™ system		●	●	●	●	●
Number of blades		6	6	6	6	6
Self-levelling cleaning shoe drive		Hydraulic	Hydraulic	Hydraulic	Hydraulic	Hydraulic
Fixed cleaning shoe drive		Mechanical	Mechanical	Mechanical	Mechanical	Mechanical
Self-levelling cleaning shoe variable speed range	[rpm]	200 - 1100	200 - 1100	200 - 1100	200 - 1100	200 - 1100
Fixed cleaning shoe variable speed range - Optional Low	[rpm]	210 - 495	210 - 495	210 - 495	210 - 495	210 - 495
- Standard High	[rpm]	500 - 945	500 - 945	500 - 945	500 - 945	500 - 945
Double outlet fan		●	●	●	●	●
Electrical speed adjustment from the cab		●	●	●	●	●
Return system						
Roto-Thresher™ system	[Number of rotors]	1	1	2	2	2
Returns indication on IntelliView™ IV monitor		●	●	●	●	●
Grain elevator						
High Capacity grain elevator with heavy duty chain & flaps		●	●	●	●	●
Grain tank						
Folding covers capacity standard / optional	[l]	9000	10000	11500	11500	12500
Central filling, folding bubble-up extension		●	●	●	●	●
Unloading auger						
Overtop unloading		●	●	●	●	●
Unloading speed	[l/s.]	125	125	125	125	125
Grain sample inspection door		●	●	●	●	●
Grain tank fill warning device		●	●	●	●	●
Unloading auger swivel reach	[degrees]	105	105	105	105	105
Pivoting spout system		○	○	○	○	○
Electrical						
12 volt alternator Standard/Optional	[Amps]	190	190	190	190	190
Battery capacity	[CCA / Ah]	730 / 2x107	730 / 2x107	730 / 2x107	730 / 2x107	730 / 2x107
Engine*						
Compliant with emission regulations		FPT Cursor 9*	FPT Cursor 9*	FPT Cursor 9*	FPT Cursor 9*	FPT Cursor 9*
Capacity	[cm³]	Stage V 8700	Stage V 8700	Stage V 8700	Stage V 8700	Stage V 8700
ECObLue™ SCR system [Selective Catalytic Reduction]		HI-eSCR 2	HI-eSCR 2	HI-eSCR 2	HI-eSCR 2	HI-eSCR 2
Injection system		Common Rail	Common Rail	Common Rail	Common Rail	Common Rail
Gross engine power @ 2100rpm - ISO 14396 - ECE R120	[kW/hp(CV)]	225/306	245/333	245/333	275/374	308/420
Max. engine power @ 2000rpm - ISO 14396 - ECE R120	[kW/hp(CV)]	250/340	275/374	275/374	305/415	338/460
Approved Biodiesel Blend		B7**	B7**	B7**	B7**	B7**
Electronic governor type		●	●	●	●	●
Fuel consumption measuring and read-out on IntelliView™ IV monitor		●	●	●	●	●
Air compressor		○	○	○	○	○
Engine rotary air screen blow off system		○	○	○	○	○
Fuel tanks						
Diesel capacity / AdBlue capacity	[l]	750 / 170	750 / 170	750 / 170	1000 / 170	1000 / 170
Transmission						
Hydrostatic		●	●	●	●	●
4 speed gearbox		●	●	●	●	●
Remote gearshifting		●	●	●	●	●
Differential lock		●	●	●	●	●
Powered rear wheels		○	○	○	○	○
Maximum speed	[kph]	30	30	30	30	30
SmartTrax™ system		-	○	-	○	○
SmartTrax™ rubber tracks with Terraglide™ suspension		-	○	-	○	○
Residue management						
Integrated straw chopper		○	○	○	○	○
Remote adjustable deflectors		○	○	○	○	○
Remote chop / drop selection		○	○	○	○	○
Chaff spreader		○	○	○	○	○
Opti-Spread™ residue management		○	○	○	○	○
Weight						
Standard version on tyres, less header and less strawchopper	[kg]	14266	14802	15507	15538	16034

● Standard ○ Optional - Not available * Developed by FPT Industrial


** Biodiesel blend must fully comply with the latest fuel specification EN14214:2009 and operation is in accordance with operator manual guidelines

Model Dimensions

		CX7.80 ^[B] / CX7.90			CX8.70 ^[B] / CX8.80 / CX8.90			
		Tyres	SmartTrax		Tyres	SmartTrax with Terraglide suspension		
With traction wheels / tracks ^[A]		710/75R34	800/65R32	24"	800/65R32	900/60R32	28.5"	34"
Ground contact area	[m²]	-	-	1.4	-	-	1.77	2.11
Max. height in transport position	[m]	3.96	3.92	3.96	3.92	3.96	3.96	3.96
Max. width - transport	[m]	3.2	3.5	3.29	3.7	3.9	3.69	3.97
Max. length with extended unloading tube w/o header	[m]	9.07	9.07	9.07	9.07	9.07	9.07	9.07

[A] Traction wheels other than those mentioned are also available: 710/70R42, 800/65R32, 900/60R32, 900/65R32 [Rice tyre], 800/70R32, 900/60R32, 800/70R38, 900/60R38 1050/50R32, SmartTrax 24", 28.5" and SmartTrax with Terraglide suspension 24", 28.5" and 34" [B] SmartTrax version not available

New Holland Top Service: customer support and customer information.



Top Availability

If you need information, or have an out of hours question, ring our toll-free number*. All day, every day, we are just a call away.



Top Speed

Express parts delivery: when you need it, where you need it!



Top Priority

Fast-track solution during the season: because your harvest can't wait!



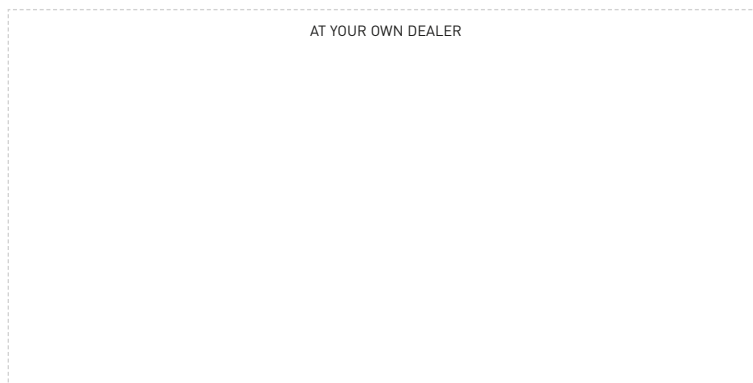
Top Satisfaction

We drive and track the solution you need, keeping you informed: until you are 100% satisfied!



For more details, ask your New Holland dealer!

* Calls to the Top Service team are free from landlines in the United Kingdom and Republic of Ireland. UK-based mobile calls are also free, but Republic of Ireland mobile users should call 01 2421881 and this will be charged at your standard network rate.



www.newholland.com/uk - www.newholland.com/ie

